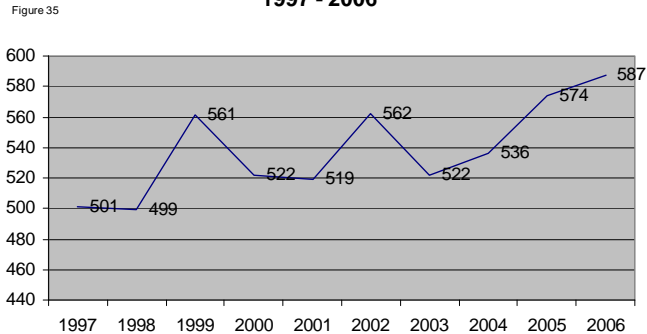


SECTION D LAW ENFORCEMENT

In 2006, assaults on officers continued the increase that began in 2003. Officer assaults increased to 587, up 2.3% from 2005. The decade low was recorded in 1997 with 501 officers having been assaulted. Tables 13, 14 and 15 show the statistics on officer activities, assignments, and weapons used by the offender during the assault.

**OFFICERS ASSAULTED
1997 - 2006**




Activity	Firearm	Knife	Other	Hands/Feet/etc
Disturbance Call	3	2	27	173
Burglary in Progress			2	5
Robbery in Progress			1	1
Attempting Other Arrests	3	6	31	96
Civil Disorder				8
Handling or Transporting Prisoners		1	10	74
Investigating Suspicious Persons or Circumstances		1	3	10
Ambush - No Warning				
Mentally Deranged				6
Traffic Pursuits or Stops		1	11	30
All Other Circumstances		9	12	61
Total	6	20	97	464

Assignment	Total
Two Officer Car	143
Uniformed	136
Plain Clothes	7
One Officer Car	363
Uniformed - alone	109
Uniformed - assisted	234
Plain Clothes - alone	10
Plain Clothes - assisted	10
Other	81
Other - alone	20
Other - assisted	61
Total	587

Activity	Injury	W/O Injury	Total	% of Tot.
Disturbance Call	88	117	205	35.7
Burglary in Progress	5	2	7	1.2
Robbery in Progress	1	1	2	0.3
Attempting Other Arrests	75	61	136	23.7
Civil Disorder	6	2	8	1.4
Handling or Transporting Prisoners	47	38	85	14.8
Investigating Suspicious Persons or Circumstances	6	8	14	2.4
Ambush - No Warning	0	0	0	0.0
Mentally Deranged	4	2	6	1.0
Traffic Pursuits or Stops	22	20	42	7.3
All Other Circumstances	38	44	82	14.3
Total	292	295	587	

LAW ENFORCEMENT EMPLOYEES



The Program Services Bureau of the Department of Public Safety not only collects uniform crime reporting data, but also collects information on law enforcement civilian personnel and sworn law enforcement officers. The information displayed below is from the 99 county sheriffs, the 3 state universities, 131 police departments and the Iowa Department of Public Safety.

Officers of the Iowa Department of Public Safety are in the Division of State Patrol, the Division of Criminal Investigation, the Division of Narcotics Enforcement and the Fire Marshal Division.

Table 16 FULL TIME LAW ENFORCEMENT EMPLOYEES 2006			
Officers	Male	Female	Total
DPS	613	38	651
University Depts. Of Public Safety	68	12	80
Police Departments	2,621	224	2,845
Sheriff Offices	1,392	100	1,492
TOTAL	4,694	374	5,068
Civilians			
DPS	124	172	296
University Depts. Of Public Safety	16	19	35
Police Departments	99	497	596
Sheriff Offices	719	974	1,693
TOTAL	958	1,662	2,620

**IOWA LAW ENFORCEMENT OFFICER TOTALS
2002 - 2006 COMPARISON**

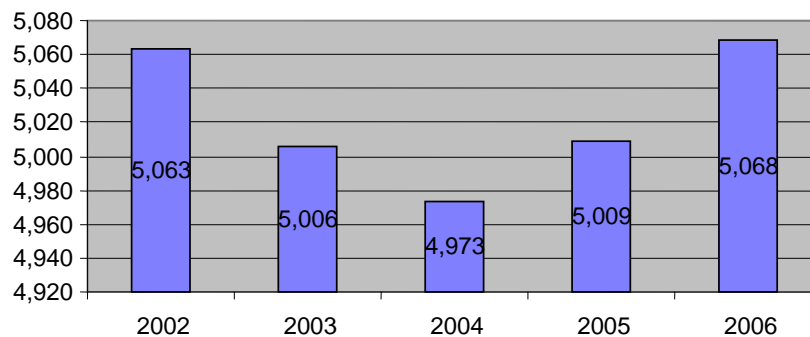


Figure 36