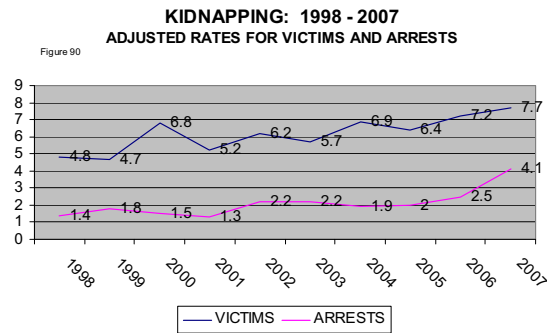
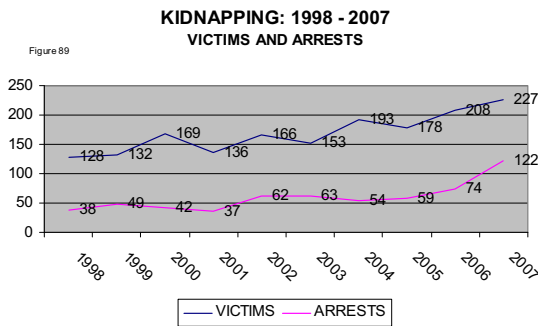


# KIDNAPPING

“The unlawful transportation, and/or detention of a person against his/her will, or of a minor without the consent of his/her custodial parent(s) or legal guardian.”

2007 KIDNAPPING	
Number of Victims	227
Rate per 100,000	7.7
Percent Increase	6.9%



Kidnapping offense rates increased 6.9% from 2006 recording a new decade high of 7.7 per 100,000 population. Over the last decade, kidnapping rates have increased nearly 60%. Offender arrest rates increased 64% from 2006, which was also a decade high.

## VICTIMS

In 2007, White female adults (105) recorded the highest number of victims for the crime of kidnapping. The next highest recorded number of victims was among White juvenile females (55) followed by White adult males (22). Females accounted for 82% of the reported victims. There were seven victims whose race was recorded as unknown. Among the recorded victims it was reported that 109 received injuries due to the offense. 86 victims reported minor injuries, 7 reported broken bones, 5 reported other major injuries, 4 were knocked unconscious, 3 reported possible internal injuries, 3 received severe lacerations and 1 had a loss of teeth.

**KIDNAPPING VICTIMS**  
IOWA, 2007

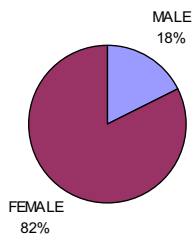


Figure 91

	MALE		FEMALE	
	JUV	ADULT	JUV	ADULT
AFRICAN AMER.	3	2	8	15
ASIAN				1
WHITE	8	22	55	105
UNKNOWN	4	1	2	1

# OFFENDERS

**KIDNAPPING ARRESTS  
IOWA, 2007**

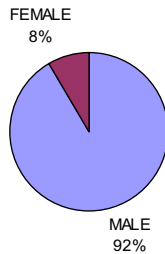


Figure 92

	MALE		FEMALE	
	JUV	ADULT	JUV	ADULT
AFRICAN AMER.		29		1
ASIAN		1		
WHITE	1	77	5	4
UNKNOWN		2		

Males accounted for 92% of the persons arrested for Kidnapping in 2007. Among those offenders the most recorded category was White male adults (77) followed by African American male adults (29). Among female arrestees 90% were White females.

**WEAPONS USED IN KIDNAPPING  
IOWA, 2007**

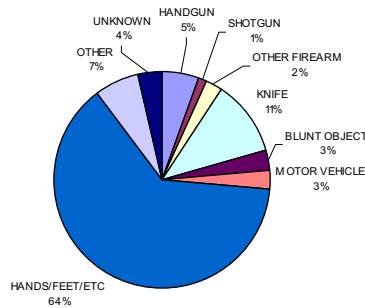


Figure 93

During the commission of the crime, personal weapons such as hands and feet were used 64% of the time. A knife was used in 9% of the crimes. No weapon was reported as having been used in 37 of the incidents.

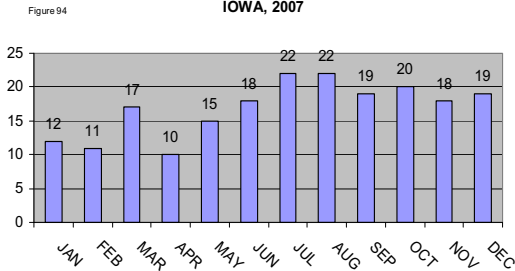
# RELATIONSHIPS

The offender was somehow known to the victim in 44% of the offenses. Boyfriend or Girlfriend accounted for 15% of the reported victim/offender relationships. Eighty-nine of the relationships (39%) were reported as being unknown. A stranger was identified as the kidnapper in 17% of the cases.

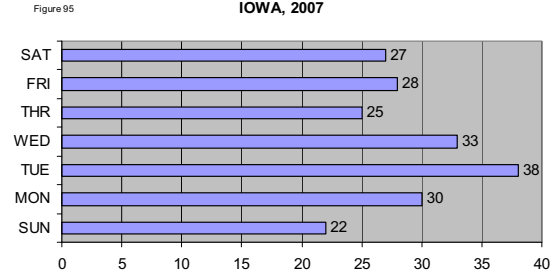
<b>WITHIN FAMILY</b>	<b>25</b>	<b>KNOWN TO VICTIM</b>	<b>74</b>
Spouse	10	Acquaintance	19
Common-Law Spouse	2	Child of Boy/Girl Friend	1
Child	10	Friend	3
Grandchild	2	Neighbor	2
Other Family	1	Boy/Girl Friend	34
<b>STRANGER</b>	<b>39</b>	Ex-Spouse	2
<b>UNKNOWN</b>	<b>89</b>	Otherwise Known	13

# WHEN

**KIDNAPPING BY MONTH  
IOWA, 2007**



**KIDNAPPING BY DAY  
IOWA, 2007**



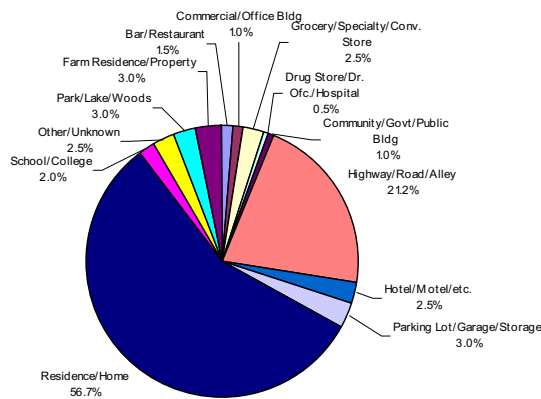
Kidnapping offenses were most reported in the months of July and August, both reporting 22 offenses. April (10) was the lowest reporting month. Tuesday (38) was the day of the week that recorded the most offenses followed by Wednesday (33). The least number of offenses were reported on Sunday (22). Similarly to the other offenses, midnight (29) recorded more than double the number of offenses of any other time of the day.

**KIDNAPPING BY HOUR  
Table 38 IOWA, 2007**

Midnight	29	Noon	9
1:00	10	1:00	4
2:00	8	2:00	5
3:00	6	3:00	9
4:00	6	4:00	11
5:00	2	5:00	7
6:00	5	6:00	5
7:00	6	7:00	9
8:00	7	8:00	11
9:00	3	9:00	13
10:00	3	10:00	9
11:00	5	11:00	10

# WHERE

**KIDNAPPING LOCATIONS  
IOWA, 2007**



In 2007, Kidnapping occurred most frequently from someone's residence or home, accounting for 56.7% of the offenses. The second most common offense location was the roadway or highway, accounting for 21.2% of the offenses.

Figure 96