

SECTION D

LAW ENFORCEMENT

the people that make the organization

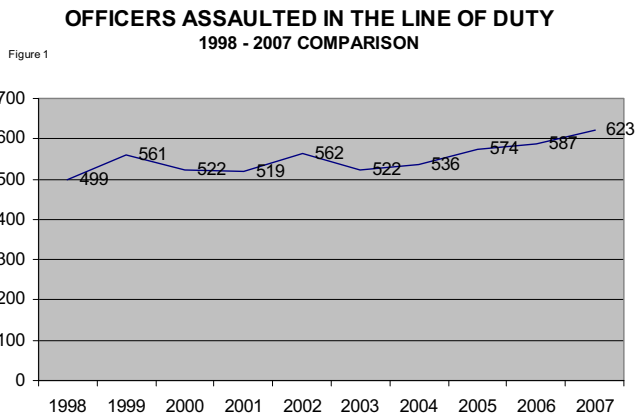
DIED IN THE LINE OF DUTY

2003 Dennis McElderry, Davis Co S.O.
1998 Edward Halligan, Muscatine Co S.O.
1997 Glen Androy, Fremont Co S.O.
1993 Kipton Hayward, Polk Co S.O.
1993 Todd Stone, Clinton P.D.
1993 Phillip Heimbeker Sr., Woodbury Co S. O.
1993 Jon Hermann, Woodbury Co S.O.
1990 Allen Neiland, Iowa State Patrol



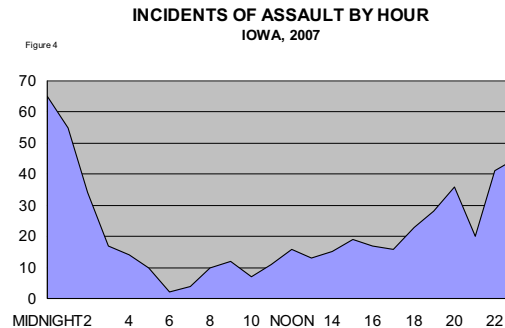
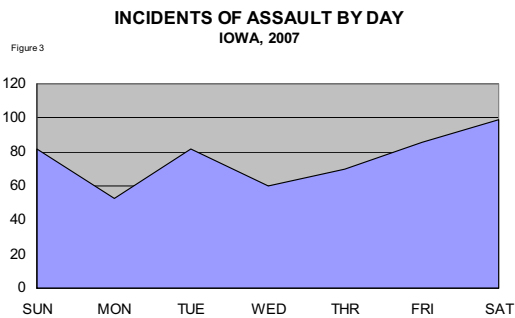
On February 11, 2007 Des Moines Police Department Senior Police Officer (SPO) Sean Wissink was killed in an automobile accident while on-duty and en route to the airport. SPO Wissink was one of five officers scheduled to fly to New Mexico to attend training on the subject of weapons of mass destruction (WMD). As described by fellow officer Mike Moody, “Sean was one of the best police officers I have ever met, and he knew the job inside and out, but he was so much more than just a great officer.” SPO Wissink was a team leader for one of the department’s tactical entry teams and the WMD Team. His dedication and “lead by example” approach to law enforcement was a model for all officers.

IOWA OFFICERS ASSAULTED IN THE LINE OF DUTY

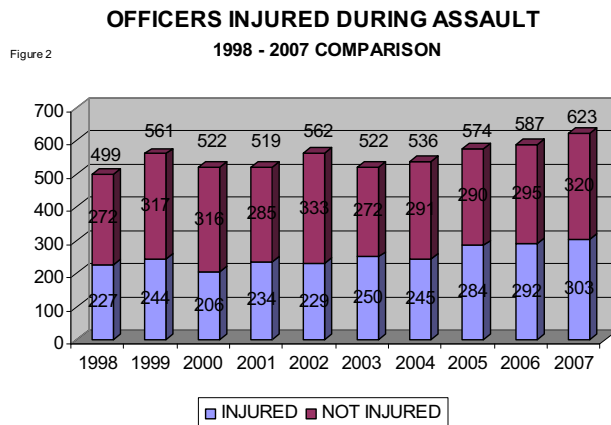


Caution should be used when analyzing this data. As with the crime data, it represents reports from law enforcement jurisdictions accounting for 96.7% of the total population of Iowa.

The number of Iowa law enforcement officers assaulted annually in the line of duty has been on the increase since 2003. Over the past decade the lowest reported number of officer assaults occurred in 1998 (499) and the highest number in 2007 (623), which equates to a 25% increase over the ten year period. Lesser peaks are noted in 1999 (561) and 2002 (562).



In 2007, officer assaults occurred most often on Saturdays, with high numbers extending into Friday and Sunday. A peak number of assaults were also recorded on Tuesday. This matches the trend over the last decade that shows the majority of officer assaults occurring on the weekends with a lower peak on one of the midweek days. A time of day trend has also been identified over the last decade with the midnight hour being the most recorded assault time for each year. The highest percentage of assaults has occurred between the hours of 10:00 pm and 2:00 am. The lowest assault times have been recorded between 6:00 am and 8:00 am.



The percentage of assaults resulting in injuries to the officer peaked in 2006 accounting for 49.7% of the total assaults. Officers reported being injured from the assault more often during the second half of the decade (48%) compared with injured officers during the first five years (42%).

Activity	Injury	W/O Injury	Total	% of Tot.
Disturbance Call	85	126	211	36.8
Burglary in Progress	1	6	7	1.2
Robbery in Progress	3	0	3	0.5
Attempting Other Arrests	55	68	123	21.4
Civil Disorder	7	4	11	1.9
Handling or Transporting Prisoners	52	37	89	15.5
Investigating Suspicious Persons or Circumstances	11	13	24	4.2
Ambush - No Warning	1	0	1	0.2
Mentally Deranged	5	3	8	1.4
Traffic Pursuits or Stops	28	18	46	8.0
All Other Circumstances	55	45	100	17.4
Total	303	320	623	

**OFFICER ASSAULTS BY WEAPON
IOWA, 2007**

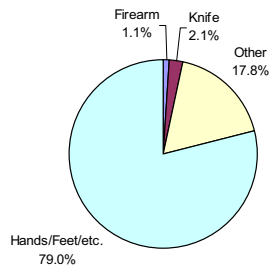


Figure 5

In 2007, the highest percentage of officer assaults were perpetrated when the officer responded on a disturbance call (34%) followed by officers assaulted while making an arrest on a separate charge (20%). Seventy-nine percent of the time, the offender used personal weapons, such as hands and feet, to assault the officer. Weapons other than a firearm or knife were used eighteen percent of the time.

Activity	Firearm	Knife	Other	Hands/Feet/etc.	Total
Disturbance Call	1	6	25	179	211
Burglary in Progress			3	4	7
Robbery in Progress	1	1		1	3
Attempting Other Arrests		1	24	98	123
Civil Disorder			4	7	11
Handling or Transporting Prisoners			11	78	89
Investigating Suspicious Persons or Circumstances		1	6	17	24
Ambush - No Warning				1	1
Mentally Deranged		1	2	5	8
Traffic Pursuits or Stops	4		17	25	46
All Other Circumstances	1	3	19	77	100
Total	7	13	111	492	623

Officer assaults by assignment follow similar patterns from year to year. The majority of assaults occur among uniformed single officer cars and primarily when an assisting officer is present. In 2007, one officer cars accounted for 63% of the assaults compared with 62% in 2006. Uniformed officers accounted for 80% of the officers assaulted in 2007 compared with 82% in 2006.

National statistics indicate that the vast majority of police departments use one-officer cars. Recent research indicates that assaults of officers are closely related to resistance to police use of force, and that resistance may be greater for one-officer cars than for two officer cars.

Assignment	Total
Two Officer Car	136
Uniformed	123
Plain Clothes	13
One Officer Car	390
Uniformed – alone	134
Uniformed – assisted	243
Plain Clothes – alone	3
Plain Clothes – assisted	10
Other	97
Other – alone	22
Other – assisted	75
Total	623

LAW ENFORCEMENT EMPLOYEES



The Program Services Bureau of the Department of Public Safety not only collects uniform crime reporting data, but also collects information on law enforcement civilian personnel as well as law enforcement officers. The information displayed below is from the 99 county sheriffs, the 3 state universities, 131 police departments and the Iowa Department of Public Safety.

Officers of the Iowa Department of Public Safety are in the Division of State Patrol, the Division of Criminal Investigation, the Division of Narcotics Enforcement and the Fire Marshal Division.

Table 4 NUMBER OF FULL-TIME LAW ENFORCEMENT EMPLOYEES BY AGENCY							
AS OF OCTOBER 31, 2007							
AGENCY	MALE OFFICERS	FEMALE OFFICERS	TOTAL OFFICERS	MALE CIVILIANS	FEMALE CIVILIANS	TOTAL CIVILIANS	EMPLOYEE TOTAL
DEPT. OF PUBLIC SAFETY	624	45	669	134	178	312	981
POLICE DEPTS.	2,671	234	2,905	108	498	606	3,512
SHERIFFS DEPTS.	1,414	102	1,516	741	977	1,718	3,240
UNIV DPS	65	13	78	16	17	33	111
Total	4,774	394	5,168	999	1,670	2,669	7,844

**NUMBER OF REPORTED FULL-TIME OFFICERS
2003 - 2007**

Figure 6

