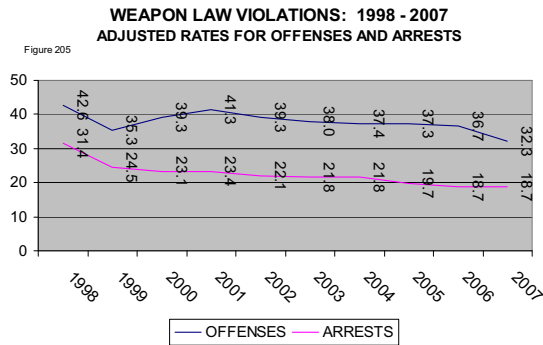
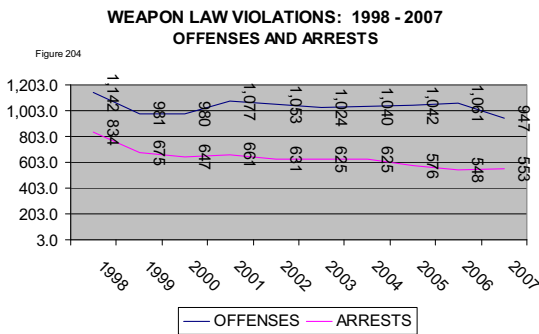


WEAPONS LAW VIOLATIONS

“The violation of laws or ordinances prohibiting the manufacturing, sale, purchase, transportation, possession, concealment, or use of firearms, cutting instruments, explosives, incendiary devices, or other deadly weapons.”

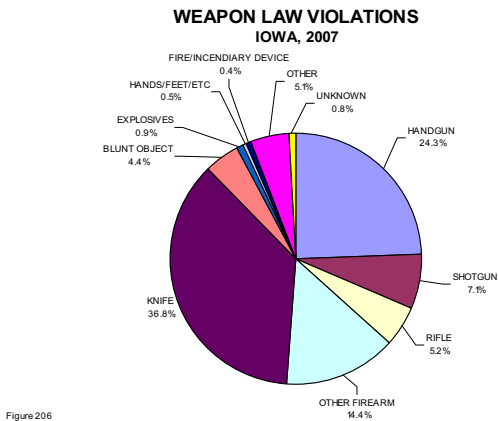
2007 WEAPON LAW VIOLATIONS	
Number of Incidents	947
Adjusted Rate	32.3
Percent Decrease	-12.0%
Number of Arrests	553



Weapon Law Violation offenses recorded a decade high number of offenses and adjusted rate in 1998 (1,142 or 42.6 per 100,000 population). Adjusted rates have generally declined over the decade with the exception of a 17% increase from 1999 to 2001. Overall, adjusted rates have declined 24% since 1998. The highest arrest rate was also recorded in 1998 with 31.4 arrests per 100,000 population. The decade’s lowest arrest rate was recorded in 2006 and 2007 with 18.7 arrests per 100,000 population recorded both years.

2007 WEAPON LAW VIOLATIONS BY CRIMINAL ACTIVITY
Table 79

	#	%
Buying/Receiving	3	0.3
Manufacturing	7	0.8
Distributing/Selling	4	0.4
Exploiting Children	0	0
Operating/Promoting	0	0
Possessing/Concealing	845	90.1
Transporting/Import.	12	1.3
Using	67	7.1



Highway/Roadway was the most reported offense location accounting for 47.4% followed by Residence/Farm with 23.6%. More than 90% of the weapon law violations were due to illegally possessing or concealing the weapon. Fifty-one percent of the weapons were classified as some type of firearm.

ARRESTS

**WEAPON LAW VIOLATION ARRESTS BY GENDER
IOWA, 2007**

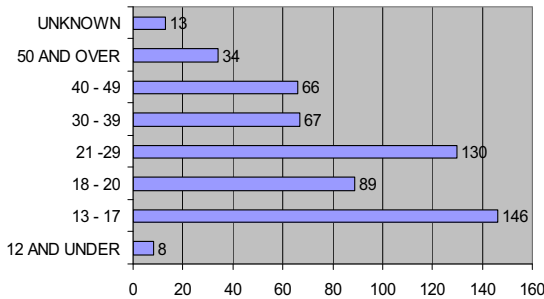


Figure 207

Males accounted for 92% (511 offenders) of the recorded arrests in 2007, while females recorded 8% (42 offenders). White adult males were the most arrested group of persons accounting for 53% of the total arrests followed by White juvenile males with 19%.

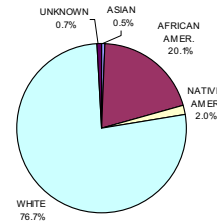
**WEAPON LAW VIOLATION ARRESTS BY AGE GROUP
IOWA, 2007**

Figure 208



**WEAPON LAW VIOLATION ARRESTS BY RACE
IOWA, 2007**

Figure 209



In 2007, the age group 13 - 17 (146 arrests) was the most often arrested for weapon law violations, accounting for 26.4% of the total number of arrests, followed by 21 – 29 year olds (130) with 23.5%. Adults (399) accounted for 72% of the arrests while juveniles (154) recorded 28%. Among race, White individuals accounted for 76.7% of the arrests followed by African Americans with 20.1%.

AGE GROUP	MALE					FEMALE		
	ASIAN	AFRICAN AMER.	NATIVE AMER.	WHITE	UNK	ASIAN	AFRICAN AMER.	WHITE
12 AND UNDER				7			1	
13 - 17		26	5	96		1	3	15
18 - 20	1	23	1	61				3
21 -29	1	25	3	90	2		4	5
30 - 39		8	1	54			1	3
40 - 49		9	1	52	1		2	1
50 AND OVER		7		27				
UNKNOWN		1		8	1		1	2
TOTAL	2	99	11	395	4	1	12	29