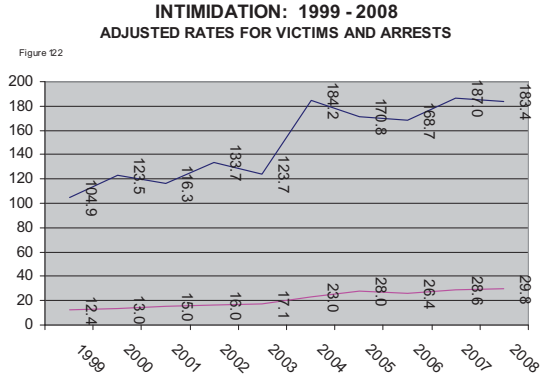
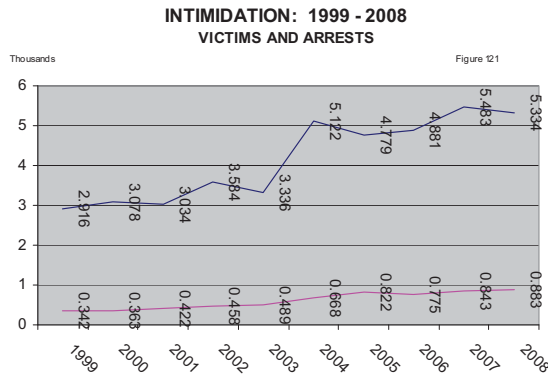


INTIMIDATION

“To unlawfully place another person in reasonable fear of bodily harm through the use of threatening words and/or other conduct, but without displaying a weapon or subjecting the victim to actual physical attack.”

2008 INTIMIDATION	
Number of Victims	5,334
Rate per 100,000	183.4
Percent Decrease	-1.9%



Intimidation rates showed minimal change in the early part of the decade with a 17.9% increase from 1999 to 2003 following a series of ups and downs. However, 2004 recorded a nearly 50% rate increase from 2003. In 2007, 5,483 victims were reported setting a decade high rate of 187.0. In 2008, there was a 1.9% decrease in the adjusted rate. Arrest rates have more than doubled over the last decade with 2008 (29.8) setting a decade high.

RELATIONSHIPS

The offender was known to the victims in 72.3% of the incidents. “Acquaintance” recorded the highest number of known relationships accounting for 31.8% followed by the “Otherwise Known” category with 19.4%.

RELATIONSHIP OF VICTIMS TO OFFENDERS			
Table 49 INTIMIDATION			
WITHIN FAMILY	266	KNOWN TO VICTIM	3475
Child	36	Acquaintance	1648
Common-Law Spouse	6	Babysittee	3
Grandchild		Boy/Girl Friend	309
Grandparent	6	Child of Boy/Girl Friend	5
In-Law	42	Employee	18
Parent	47	Employer	22
Sibling	55	Ex-Spouse	218
Spouse	10	Friend	96
Stepchild	9	Homosexual Relationship	9
Stepparent		Neighbor	142
Stepsibling	3	Otherwise Known	1005
Other Family	52	VICTIM WAS OFFENDER	11
STRANGER	467	UNKNOWN	971

VICTIMS

INTIMIDATION VICTIMS BY GENDER
IOWA, 2008

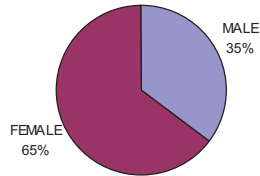
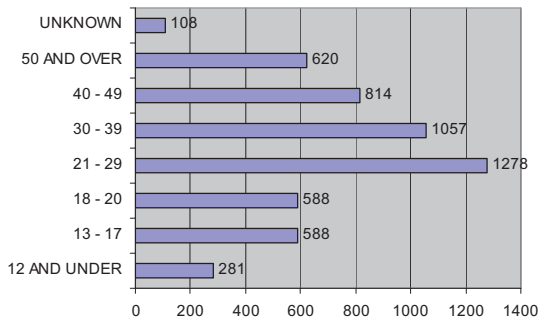


Figure 123

Females accounted for 65% (3,420) of the intimidation victims in 2008, with males accounting for 35% (1,867). White females (54% or 2,874 victims) recorded the highest percentage of victims followed by White males (30% or 1,590 victims); which is consistent with the figures recorded in 2007.

INTIMIDATION VICTIMS BY AGE
IOWA, 2008

Figure 124



INTIMIDATION VICTIMS BY RACE
IOWA, 2008

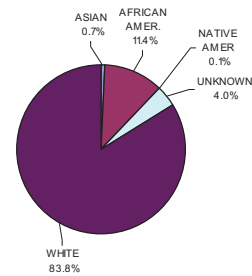


Figure 125

In 2008, the age group between 21 and 29 was reported most often (24.0% or 1,278 victims) followed by the victims age 30 to 39 (19.8% or 1,057 victims). Victims age 12 and under recorded the lowest percentage (5.3% or 281 victims). Among race, White victims (83.8%) recorded the highest percentage followed by African American victims (11.4%). There were 161 recorded Hispanic victims (99 female, 62 male).

	FEMALE					MALE					UNK	TOTAL
	ASIAN	AFRICAN AMER	NATIVE AMER	UNK	WHITE	ASIAN	AFRICAN AMER	NATIVE AMER	UNK	WHITE		
12 & UNDER	1	17		31	113		9		17	72	21	281
13 - 17	2	41		12	337		20		1	174	1	588
18 - 20	7	48		6	348	2	19		5	152	1	588
21 - 29	6	124	1	17	733	5	50	1	5	335	1	1278
30 - 39	7	82		10	591	3	43	1	7	312	1	1057
40 - 49	2	58		15	407	3	41	1	2	283	2	814
50 & OVER		31		6	316	1	17		10	238	1	620
UNKNOWN		4	1	17	29		1		13	24	19	108
TOTAL	25	405	2	114	2874	14	200	3	60	1590	47	5334

OFFENDERS

**INTIMIDATION ARRESTS BY GENDER
IOWA, 2008**

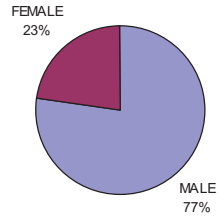
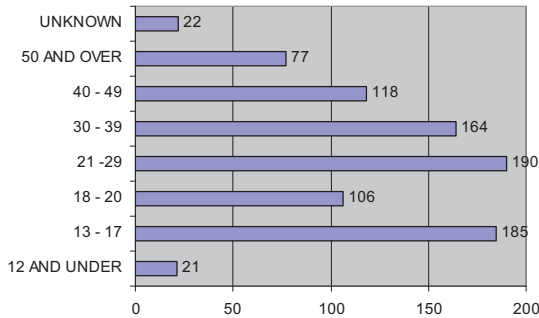


Figure 126

Males accounted for 77% (683 offenders) of the recorded arrests in 2008, while females recorded 23% (200 offenders). White males were the most arrested group of persons accounting for 61.5% of the total arrests followed by White females with 18.0% and African American males with 14.1%.

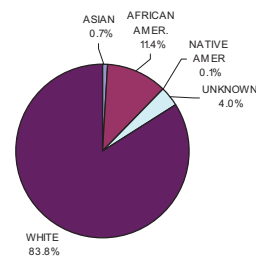
**INTIMIDATION ARRESTS BY AGE
IOWA, 2008**

Figure 127



**INTIMIDATION ARRESTS BY RACE
IOWA, 2008**

Figure 128



In 2008, the age group 21 to 29 (190 arrests) was the most often arrested for intimidation accounting for 21.5% the total number of arrests. The next most arrested age groups were 13 to 17 (185 arrests) and 30 to 39 (164 arrests) accounting for 21.0% and 18.6% respectively. Among race, White individuals accounted for 83.8% of the arrests followed by African Americans with 11.4%.

AGE GROUP	FEMALE			MALE					TOTAL
	ASIAN	AFRICAN AMER.	WHITE	ASIAN	AFRICAN AMER.	NATIVE AMER.	UNK	WHITE	
12 & UNDER			2		5			14	21
13 - 17	1	11	43	2	28			100	185
18 - 20	1	4	27	3	10	1		60	106
21 -29		7	33	1	22	1	1	125	190
30 - 39		6	28		22		1	107	164
40 - 49		4	14	1	22		1	76	118
50 & OVER		2	8		10	1	1	55	77
UNKNOWN		5	4	1	6			6	22
TOTAL	2	39	159	8	125	3	4	543	883