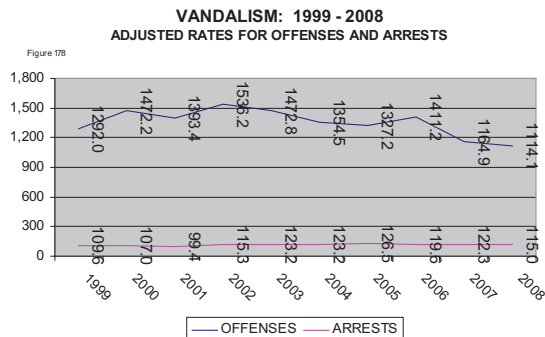
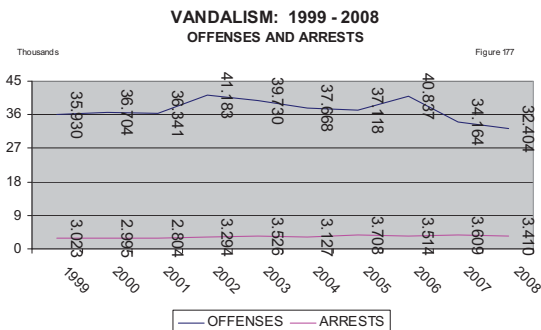


VANDALISM

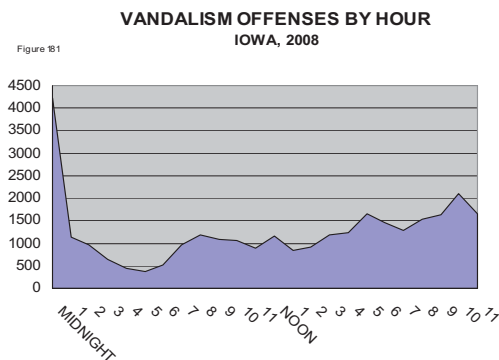
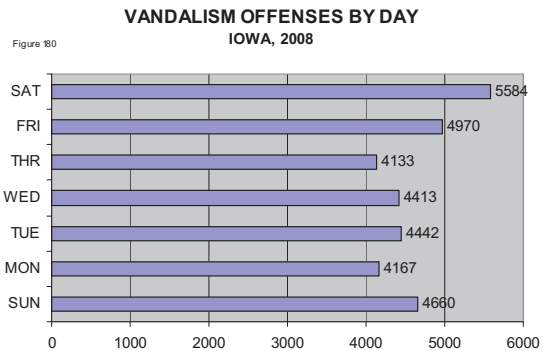
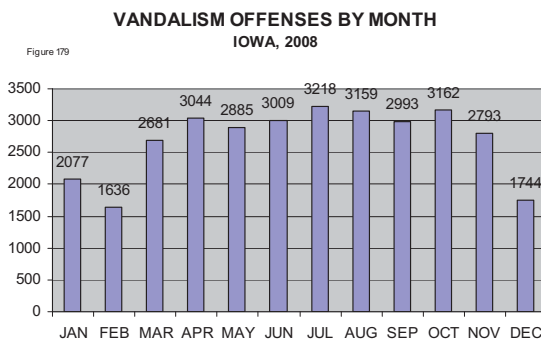
“To willfully or maliciously destroy, damage, deface, or otherwise injure real or personal property without the consent of the owner or the person having custody or control of it.”

2008 VANDALISM	
Number of Incidents	32,404
Adjusted Rate	1114.1
Percent Decrease	-4.4%
Number of Victims	35,358
Number of Arrests	3,410



Vandalism offenses recorded a decade high number of offenses and adjusted rate in 2002 (41,183 or 1536.2 per 100,000 population), followed by a three year decline. The number of offenses and adjusted rate increased in 2005 and 2006, but decreased again in 2007 and 2008. In 2008, the adjusted rate decreased 4.4% from 2007 recording the lowest rate (114.1) of the decade. Arrest rates have shown minimal changes over the last ten years.

WHEN



In 2008, July (3,218) was the most reported month for Vandalism offenses while February (1,636) was the least reported, which is consistent with the high and low months recorded in 2007. Saturday (5,584) was the most reported day accounting for 17%. Midnight (4,220) was the most reported time recording more than twice the number of offenses as any other time.

VICTIMS

**VANDALISM VICTIMS BY TYPE
IOWA, 2008**

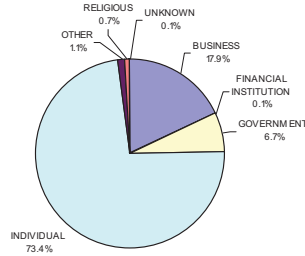


Figure 182

Individuals (25,941) accounted for 73.3% of the vandalism victims in 2008, which is a decrease from the 76.6% recorded in 2007. Among individuals, 54% or 13,898 were male and 46% or 11,892 were female. Businesses (6,338) recorded 18% of the total victims. Government (2,355 victims), religious organizations (252 victims), and financial institutions (49 victims) also contributed to the total number of vandalism victims. There were 423 victims listed as other or unknown.

**VANDALISM VICTIMS BY AGE GROUP
IOWA, 2008**

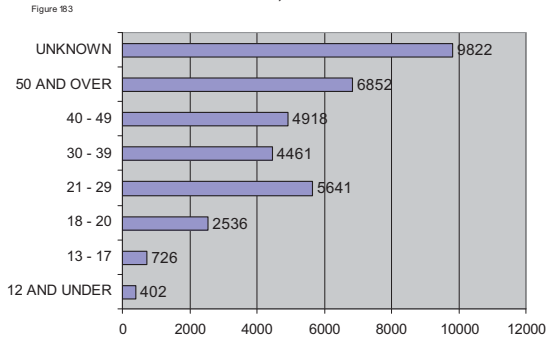


Figure 183

**VANDALISM VICTIMS BY RACE
IOWA, 2008**

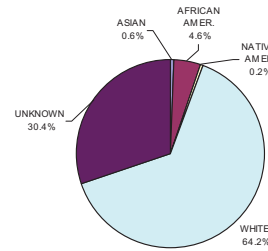


Figure 184

In 2008, the age group 50 and over was reported most often (26.4% or 6,852 victims) among individual victims. Ninety-four percent of the unknown victims (8,994) are comprised of businesses, financial institutions, religious organizations and government victims. White persons (64.2%) recorded the highest percentage of victims. There were 979 recorded Hispanic victims (586 male, 391 female).

	FEMALE					MALE					UNK	TOTAL
	ASIAN	AFRICAN AMER	NATIVE AMER	UNK	WHITE	ASIAN	AFRICAN AMER	NATIVE AMER	UNK	WHITE		
12 & UNDER	2	4		77	56	3	6		82	128	44	402
13 - 17	4	21	1	18	289	4	16	2	11	356	4	726
18 - 20	5	126	2	56	1114	5	75	1	60	1088	4	2536
21 - 29	14	293	20	116	2464	31	167	4	157	2367	8	5641
30 - 39	21	238	14	66	1889	39	153	7	71	1960	3	4461
40 - 49	10	153	4	79	1950	28	133	6	79	2464	12	4918
50 & OVER	12	116	13	88	2434	26	118	2	149	3884	10	6852
UNKNOWN	1	7	2	33	80	4	5		54	153	9483	9822
TOTAL	69	958	56	533	10276	140	673	22	663	12400	9568	35358

OFFENDERS

VANDALISM ARRESTS BY GENDER
IOWA, 2008

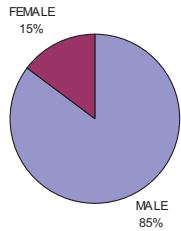


Figure 85

Males accounted for 85% (2,919 offenders) of the recorded arrests in 2008, while females recorded 15% (505 offenders). White males were the most arrested group of persons, accounting for 66.6% of the total arrests, which is a decrease from the 72.7% recorded in 2007. African American males were the next most arrested group accounting for 13.2% followed by White females with 11.6%.

VANDALISM ARRESTS BY AGE GROUP
IOWA, 2008

Figure 86

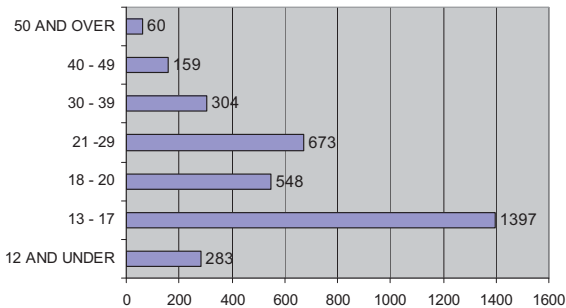
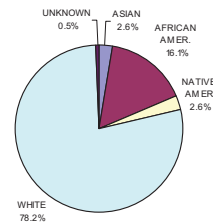


Figure 87

VANDALISM ARRESTS BY RACE
IOWA, 2008



In 2008, the age group 13 - 17 (1,397 arrests) was the most often arrested for vandalism accounting for 40.8% of the total number of arrests followed by 21 – 29 year olds (673) and 18 – 20 year olds (548 arrests). Juveniles accounted for 49% of the arrests. Among race, White individuals accounted for 78.2% of the arrests followed by African Americans with 16.1%.

AGE GROUP	FEMALE					MALE					TOTAL
	ASIAN	AFRICAN AMER.	NATIVE AMER.	UNK	WHITE	ASIAN	AFRICAN AMER.	NATIVE AMER.	UNK	WHITE	
12 & UNDER	2	6			31		64	8	3	169	283
13 - 17		30	4		143	74	167	61	7	911	1387
18 - 20		14		1	65	11	52	3	4	398	548
21 - 29		32	2	1	78	1	92	6	1	460	673
30 - 39	1	9	1		38		46	3	1	205	304
40 - 49		3			29		19	1	1	106	159
50 & OVER		3			12		12			33	60
TOTAL	3	97	7	2	396	86	452	82	17	2282	3424

