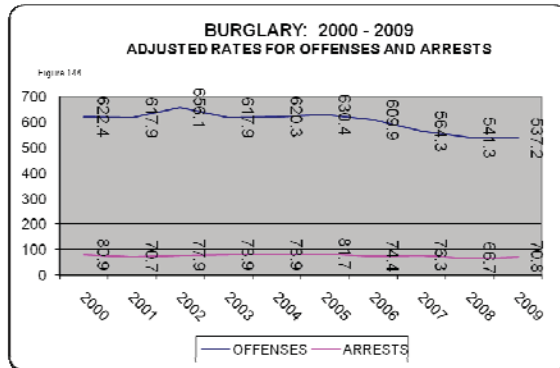
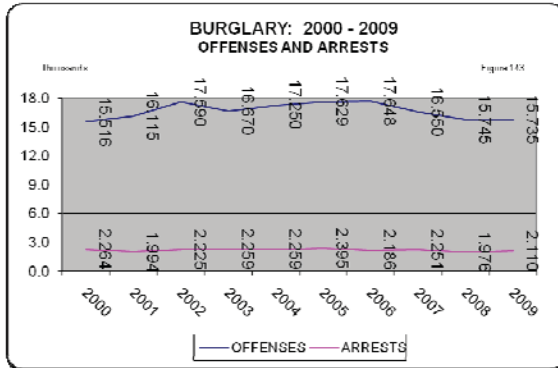


BURGLARY

“The unlawful entry into a building or other structure with the intent to commit a felony or a theft.”

(Does not count Motor Vehicles)

2009 BURGLARY	
Number of Incidents	15,735
Adjusted Rate	537.2
Percent Decrease	-0.7%
Number of Victims	17,322
Number of Arrests	2,110

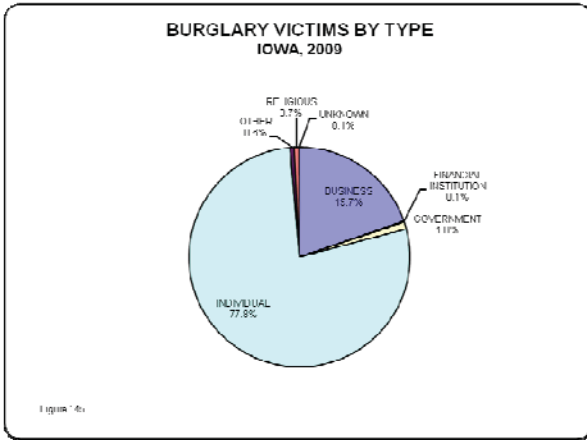


Burglary offenses recorded the highest number for the decade in 2006 (17,648), but the highest rate was recorded in 2002 with 656.1 per 100,000 population. The number of offenses and adjusted rate has declined since 2006. The highest arrest rate for the decade was recorded in 2005 with 81.7 arrests per 100,000 population. The arrest rate increased from 2008 to 2009.

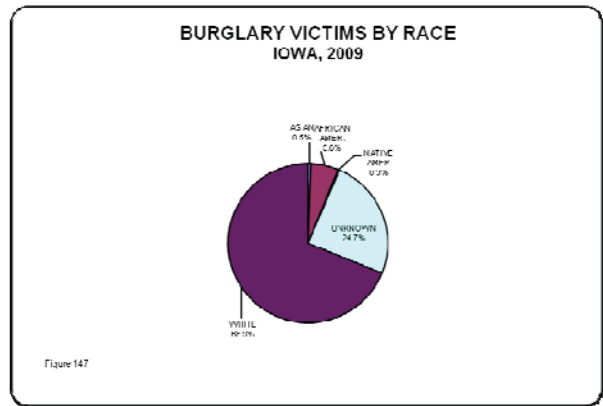
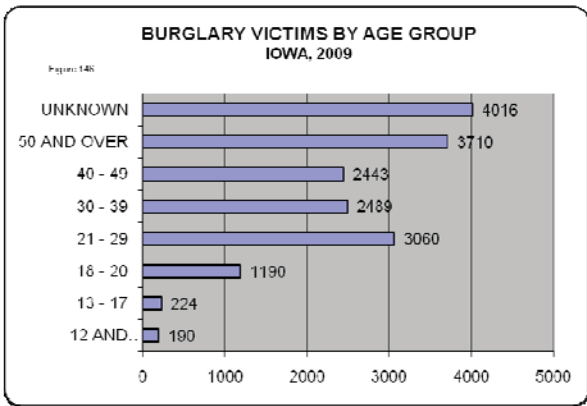
BURGLARY OFFENSES ATTEMPTED AND COMPLETED										
Table 57 IOWA, 2005 - 2009										
	2005		2006		2007		2008		2009	
	#	%	#	%	#	%	#	%	#	%
ATTEMPTED	1087	6	1253	7	943	6	966	6	985	6
COMPLETED	16,542	94	16,390	93	15607	94	14,780	94	14,750	94
TOTAL	17,629		17,643		16,550		15,746		15,735	

There were 15,735 burglary offenses reported in 2009. Ninety-four percent or 14,750 of the offenses were reported as completed, while six percent or 985 were reported as attempted. Ninety-four percent of the burglaries in 2005, 2007 and 2008 were also reported as completed.

VICTIMS



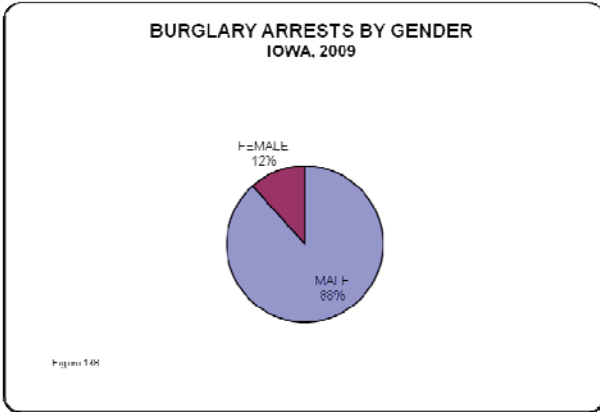
Individuals accounted for 77.8% of the burglary victims in 2009, which is a slight increase from the 76.5% represented in 2008. Among individuals, 56% or 7,502 were male and 44% or 5,926 were female. Businesses recorded 19.7% of the total victims; a decrease from 2008. Government (180 victims) and financial institutions (24 victims) both increased slightly in number while religious organizations decreased (124 victims). There were 102 victims listed as other or unknown.



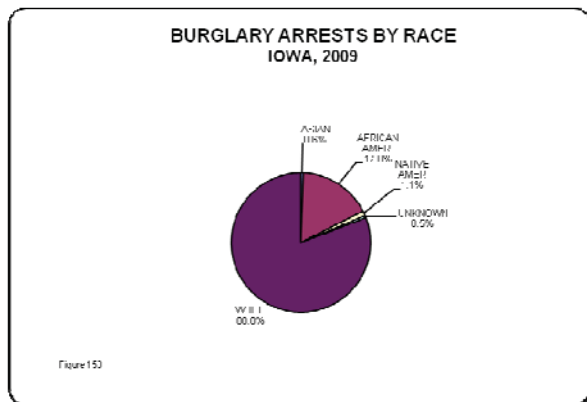
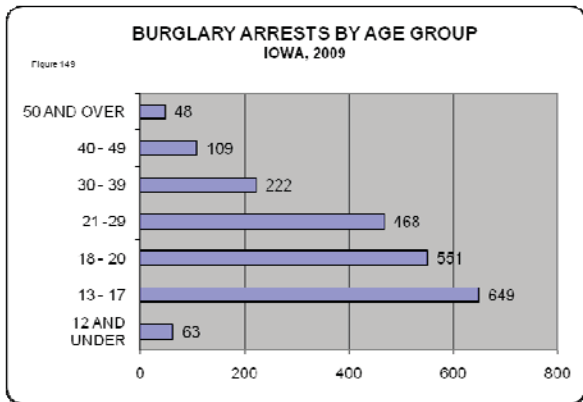
In 2009, the age group 50 and over was reported most often (27.5% or 3,710 victims) among individual victims. White persons (88.9%) recorded the highest percentage of individual victims. There were 388 reported Hispanic victims (239 male, 149 female). Ninety-nine percent of the unknown victims (3,841) are comprised of businesses, financial institutions, religious organizations and government victims.

	FEMALE					MALE					UNK	TOTAL
	ASIAN	AFRICAN AMER	NATIVE AMER	UNK	WHITE	ASIAN	AFRICAN AMER	NATIVE AMER	UNK	WHITE		
<13		4		39	37	2	4	2	46	43	13	190
13 - 17		15	2	2	85		8	1	8	101	2	224
18 - 20	5	68	4	21	437	9	56	2	17	569	2	1190
21 - 29	13	188	6	24	1253	9	131	7	51	1375	3	3060
30 - 39	16	105	9	21	1054	12	93	4	21	1152	2	2489
40 - 49	5	80	4	25	923	8	81	4	18	1292	3	2443
>49	6	60	4	27	1329	7	80	3	38	2152	4	3710
UNK				13	42	1			20	75	3865	4016
TOTAL	45	520	29	172	5160	48	453	23	219	6759	3894	17322

OFFENDERS



Males accounted for 88% (1,864 offenders) of the recorded arrests in 2009 while females recorded 12% (246 offenders). White males were the most arrested group of persons accounting for 71.1% of the total arrests followed by African American males with 15.1%.



In 2009, the age group 13 - 17 (649 arrests) was the most often arrested for burglary, accounting for 30.8% of the total number of arrests, followed by 21-29 year olds (551 arrests) with 26.1%. Among race, White individuals accounted for 80.8% of the arrests followed by African Americans with 17.0%.

AGE GROUP	FEMALE				MALE					TOTAL
	ASIAN	AFRICAN AMER	UNK	WHITE	ASIAN	AFRICAN AMER	NATIVE AMER	UNK	WHITE	
<13		2		3		12	5		41	63
13 - 17		11		48	4	114	10	1	461	649
18 - 20	1	14	1	46	3	56	1	5	424	551
21 -29		7		52		80	7	4	318	468
30 - 39		5		40	3	22	1		151	222
40 - 49				12	1	21			75	109
>49		1		3		13			31	48
TOTAL	1	40	1	204	11	318	24	10	1501	2110

