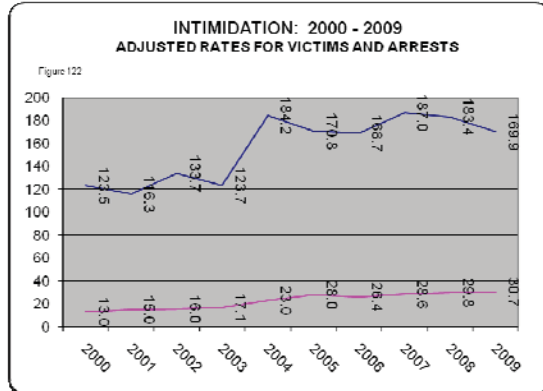
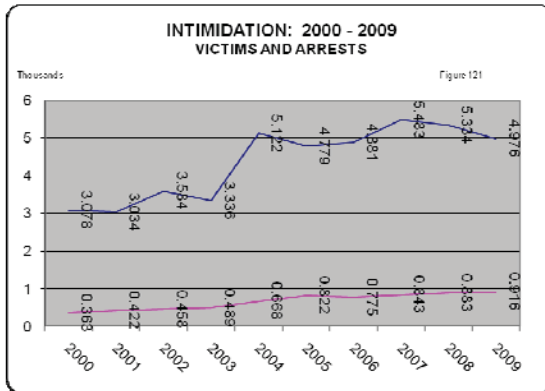


INTIMIDATION

“To unlawfully place another person in reasonable fear of bodily harm through the use of threatening words and/or other conduct, but without displaying a weapon or subjecting the victim to actual physical attack.”

| 2009 INTIMIDATION | |
|-------------------|-------|
| Number of Victims | 4,976 |
| Rate per 100,000 | 169.9 |
| Percent Decrease | -7.4% |



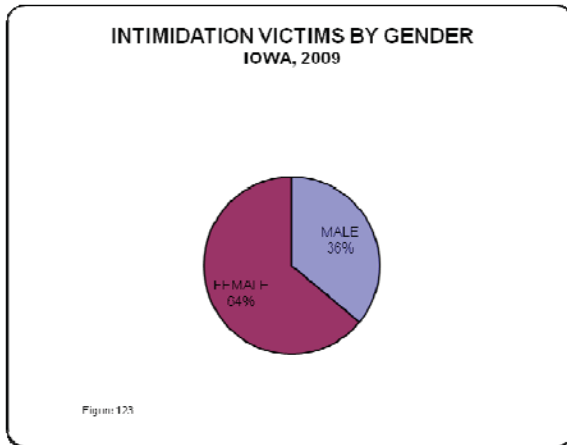
Intimidation rates increased nearly 50% from 2003 to 2004, but recorded moderate increases and decreases throughout the rest of the decade. The decade high adjusted rate and number of offenses was recorded in 2007. The adjusted rate has declined 9.1% over the last two years. Arrest rates have more than doubled over the last decade with 2009 (30.7) setting a decade high. In 2009, the arrest rate increased despite the offense rate decreasing.

RELATIONSHIPS

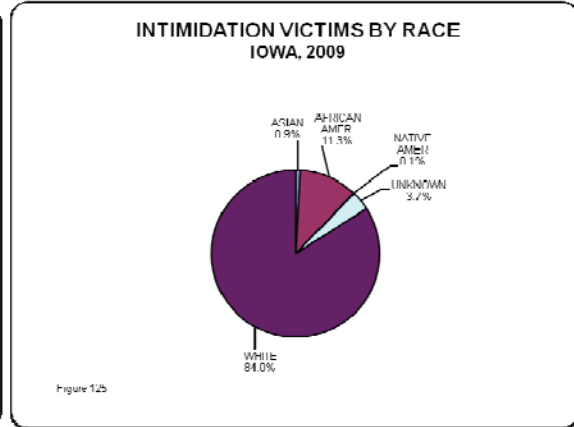
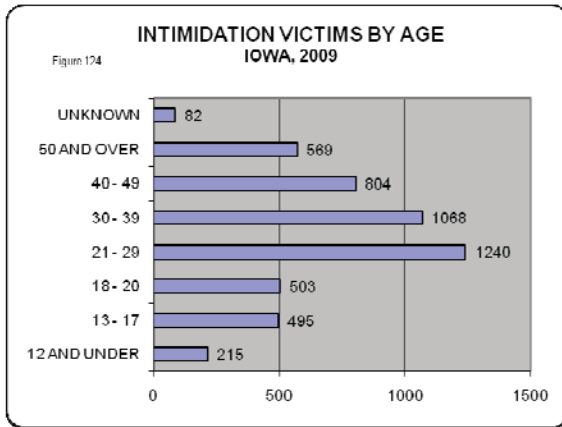
The offender was known to the victims in 74.1% of the incidents. “Acquaintance” recorded the highest number of known relationships accounting for 30.2% followed by the “Otherwise Known” category with 19.4%.

| RELATIONSHIP OF VICTIMS TO OFFENDERS INTIMIDATION | | | |
|--|------------|----------------------------|-------------|
| Table 49 | | | |
| WITHIN FAMILY | 388 | KNOWN TO VICTIM | 3301 |
| Child | 44 | Acquaintance | 1501 |
| Common-Law Spouse | 5 | Babysittee | 1 |
| Grandchild | 3 | Boy/Girl Friend | 289 |
| Grandparent | 5 | Child of Boy/Girl Friend | 2 |
| In-Law | 43 | Employee | 14 |
| Parent | 51 | Employer | 17 |
| Sibling | 56 | Ex-Spouse | 211 |
| Spouse | 93 | Friend | 127 |
| Stepchild | 9 | Homosexual Relationship | 5 |
| Stepparent | 10 | Neighbor | 168 |
| Stepsibling | 3 | Otherwise Known | 966 |
| Other Family | 66 | VICTIM WAS OFFENDER | 12 |
| STRANGER | 418 | UNKNOWN | 857 |

VICTIMS



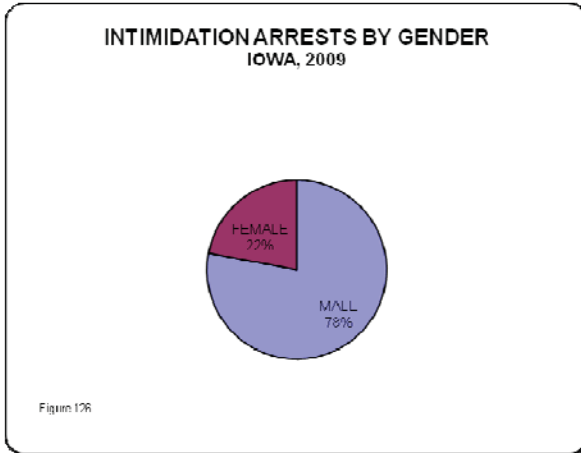
Females accounted for 64% (3,158) of the intimidation victims in 2009, with males accounting for 36% (1,780). White females (53.7% or 2,673 victims) recorded the highest percentage of victims, followed by White males (30.3% or 1,507 victims); which is consistent with the figures recorded in the previous two years.



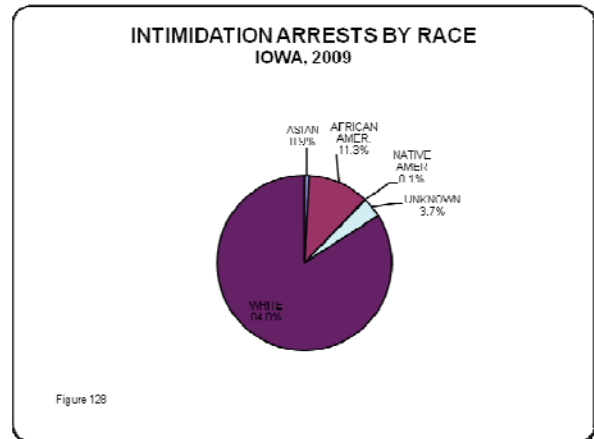
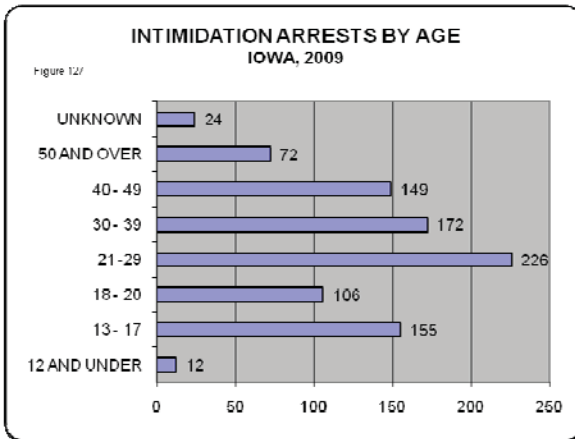
In 2009, the age group between 21 and 29 was reported most often (24.9% or 1,240 victims), followed by the victims age 30 to 39 (21.5% or 1,068 victims). Victims age 12 and under recorded the lowest percentage (4.3% or 215 victims). Among race, White victims (84.0%) recorded the highest percentage, followed by African American victims (11.3%). There were 195 recorded Hispanic victims (114 female, 81 male).

| | FEMALE | | | | | MALE | | | | | UNK | TOTAL |
|---------|--------|--------------|-------------|-----|-------|-------|--------------|-------------|-----|-------|-----|-------|
| | ASIAN | AFRICAN AMER | NATIVE AMER | UNK | WHITE | ASIAN | AFRICAN AMER | NATIVE AMER | UNK | WHITE | | |
| <13 | 2 | 5 | 1 | 19 | 81 | 1 | 7 | | 15 | 60 | 24 | 215 |
| 13 - 17 | 2 | 35 | | 2 | 271 | | 25 | | 7 | 153 | | 495 |
| 18 - 20 | | 46 | 1 | 7 | 292 | 2 | 10 | 1 | 2 | 140 | 2 | 503 |
| 21 - 29 | 8 | 133 | | 12 | 707 | 2 | 46 | 1 | 7 | 321 | 3 | 1240 |
| 30 - 39 | 8 | 82 | | 15 | 593 | 3 | 39 | | 6 | 322 | | 1068 |
| 40 - 49 | 6 | 48 | 1 | 10 | 418 | 7 | 42 | | 7 | 262 | 3 | 804 |
| >49 | 2 | 20 | | 9 | 279 | | 22 | | 11 | 225 | 1 | 569 |
| UNK | | 1 | | 10 | 32 | | 1 | | 9 | 24 | 5 | 82 |
| TOTAL | 28 | 370 | 3 | 84 | 2673 | 15 | 192 | 2 | 64 | 1507 | 38 | 4976 |

OFFENDERS



Males accounted for 78% (714 offenders) of the recorded arrests in 2009, while females recorded 22% (202 offenders). White males were the most arrested group of persons, accounting for 56.9% of the total arrests followed by African American males with 19.4% and White females with 16.5%.



In 2009, the age group 21 to 29 (226 arrests) was the most often arrested for intimidation accounting for 24.7% the total number of arrests. The next most arrested age groups were 30 to 39 (172 arrests) and 13 to 17 (155 arrests) accounting for 18.8% and 16.9% respectively. Among race, White individuals accounted for 84.0% of the arrests followed by African Americans with 11.3%.

Table 51 2009 INTIMIDATION ARRESTS BY RACE AND AGE GROUP

| AGE GROUP | FEMALE | | | | MALE | | | | | TOTAL |
|-----------|--------|--------------|-----|-------|-------|--------------|-------------|-----|-------|-------|
| | ASIAN | AFRICAN AMER | UNK | WHITE | ASIAN | AFRICAN AMER | NATIVE AMER | UNK | WHITE | |
| <13 | | 1 | | 1 | | 3 | | | 7 | 12 |
| 13 - 17 | | 13 | 2 | 35 | 1 | 36 | | 2 | 66 | 155 |
| 18 - 20 | 1 | 7 | | 24 | | 20 | | | 54 | 106 |
| 21 -29 | | 7 | | 40 | 4 | 46 | | 2 | 127 | 226 |
| 30 - 39 | | 8 | 2 | 20 | 1 | 35 | | 1 | 105 | 172 |
| 40 - 49 | 1 | 6 | | 24 | | 21 | 1 | | 96 | 149 |
| >49 | | 1 | | 5 | 1 | 15 | | 2 | 48 | 72 |
| UNKNOWN | | 2 | | 2 | | 2 | | | 18 | 24 |
| TOTAL | 2 | 45 | 4 | 151 | 7 | 178 | 1 | 7 | 521 | 916 |