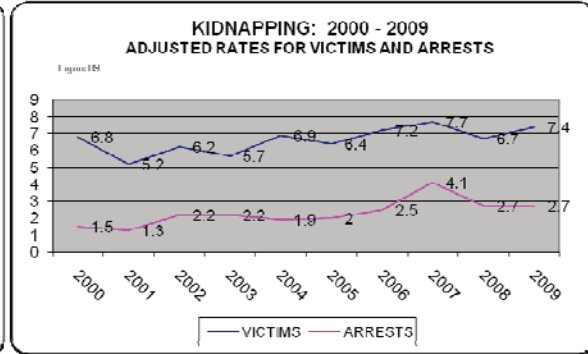
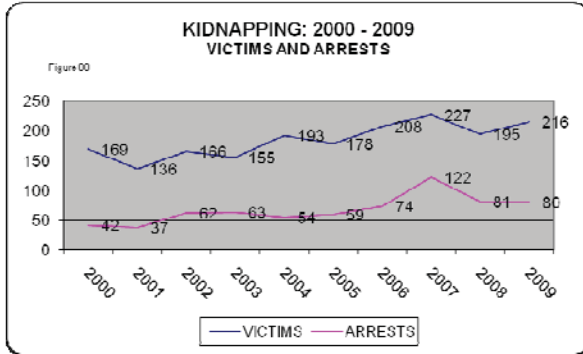


# KIDNAPPING

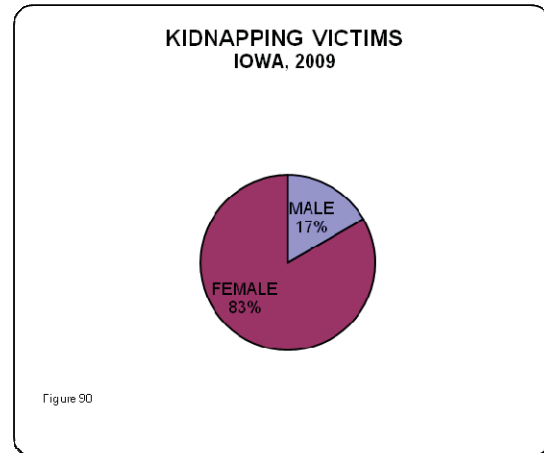
“The unlawful transportation, and/or detention of a person against his/her will, or of a minor without the consent of his/her custodial parent(s) or legal guardian.”

2009 KIDNAPPING	
Number of Victims	216
Rate per 100,000	7.4
Percent Increase	10.4%
Number of Incidents	203



Kidnapping offense rates increased 10.4% from 2008 to 2009. Despite the increases and decreases seen between years, kidnapping rates have generally shown an upward trend increasing 27.8% over the last decade.

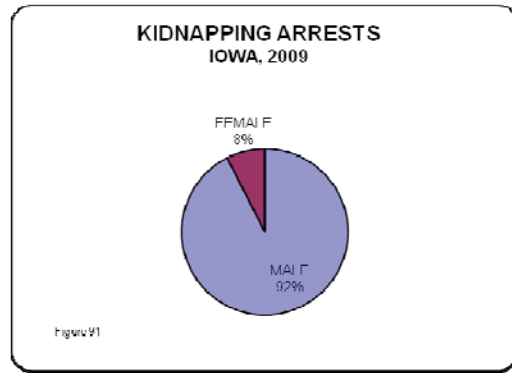
In 2009, White females (142) recorded the highest number of victims for the crime of kidnapping accounting for 65.7% of the total victims. Thirteen victims were reportedly of Hispanic ethnicity. Females accounted for 83% of the reported victims. There were six victims whose race was recorded as unknown. Among the recorded victims it was reported that 108 received injuries during the incident. Ninety-two victims reported minor injuries, 9 reported receiving major injuries, 3 reported possible internal injuries, 2 received severe lacerations, 1 reported broken bones, and 1 reported a loss of teeth.



	FEMALE					MALE			TOTAL
	ASIAN	AFRICAN AMER	NATIVE AMER	UNK	WHITE	ASIAN	AFRICAN AMER	WHITE	
0 - 6		2			2			2	6
7 - 12	1				16		1	7	25
13 - 17		5		1	24		2	4	36
18 - 20		3		1	16	1		4	27
21 - 29	1	13		2	45			6	67
30 - 39	2	2		1	25		1	3	34
40 - 49		2			11		1	2	16
50 - OVR					3			2	5
TOTAL	4	27	1	6	142	1	5	30	216

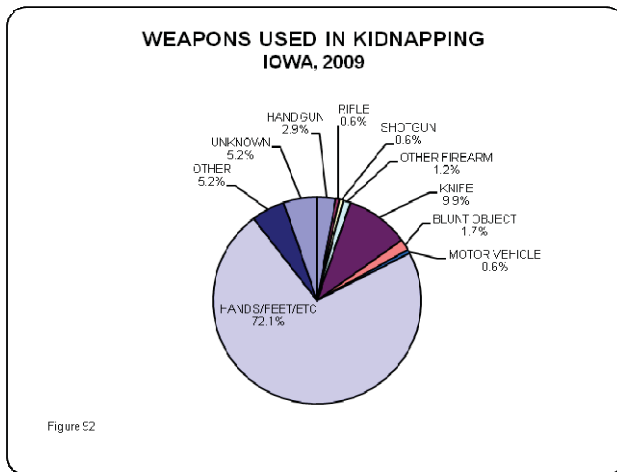
# OFFENDERS

Males accounted for 92% of the persons arrested for Kidnapping in 2009. Among those offenders, White males adults (55) were the most often arrested, followed by African American males (18). There were only five recorded female arrestees, all of whom were reported to be White.



**Table 37 2009 ARRESTS FOR KIDNAPPING BY AGE GROUP AND RACE**

AGE GROUP	FEMALE		MALE			TOTAL
	WHITE	ASIAN	AFRICAN AMER.	NATIVE AMER.	WHITE	
12 AND UNDER						0
13 - 17	2		1		5	8
18 - 20	1		2		5	8
21 -29	2	1	8	1	23	35
30 - 39			6		13	19
40 - 49			1		9	10
50 AND OVER						0
TOTAL	5	1	18	1	55	80



During the commission of the crime, personal weapons such as hands and feet were used 72.1% of the time. A knife was used in 9.9% of the crimes. No weapon was reported as having been used in 31 of the incidents.

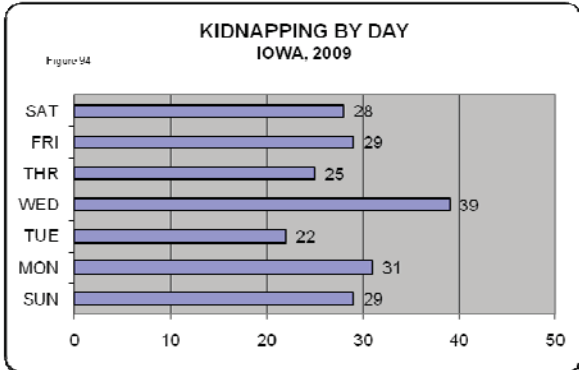
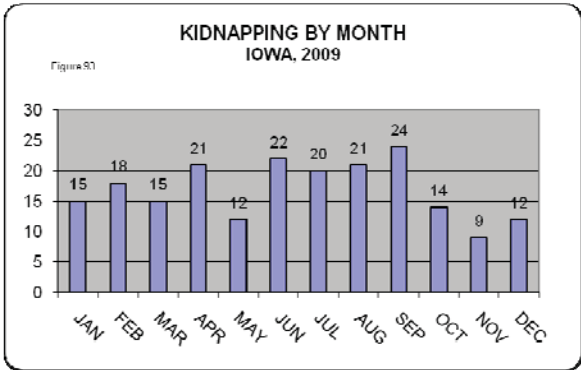
# RELATIONSHIPS

The offender was somehow known by the victim in 53.7% of the offenses. Boyfriend or Girlfriend relationships accounted for 20.4% of the reported victim/offender relationships. Seventy-four of the relationships (34.3%) were reported as being unknown.

**Table 38 VICTIM TO OFFENDER RELATIONSHIPS**

WITHIN FAMILY	22	KNOWN TO VICTIM	94
Child	7	Acquaintance	27
Common-Law Spouse	1	Boy/Girl Friend	44
Grandchild	2	Employee	1
Sibling	1	Friend	1
Spouse	8	Neighbor	1
Other Family	3	Ex-Spouse	2
<b>STRANGER</b>	<b>26</b>	Otherwise Known	18
<b>UNKNOWN</b>	<b>74</b>		

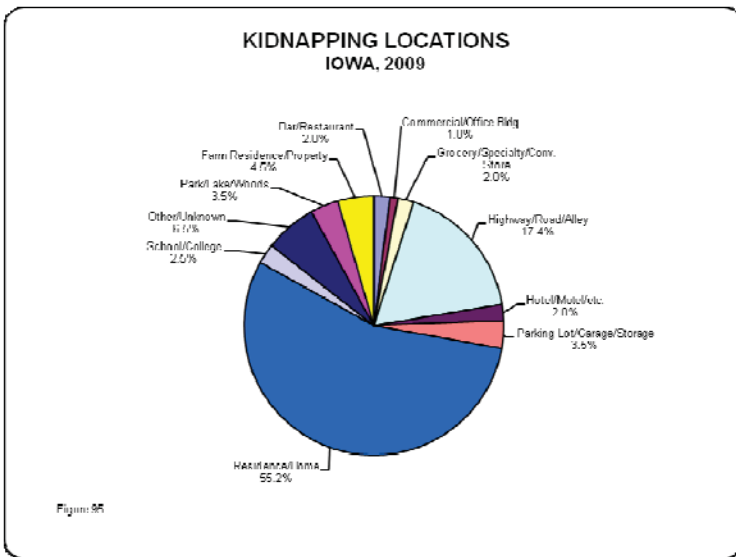
# WHEN



Kidnapping incidents were most reported in the month of September (24 offenses). November (9) was the least reporting month followed by May and December (12). Wednesday (39) was the day of the week that recorded the most incidents followed by Monday (31). The least number of offenses were reported on Tuesday (22). Similarly to the other offenses, midnight (19) recorded the most incidents; however, the difference in number of reports was not as significant.

Hour	Number of Incidents	Hour	Number of Incidents
Midnight	19	Noon	6
1:00	7	1:00	5
2:00	15	2:00	5
3:00	13	3:00	11
4:00	4	4:00	9
5:00	5	5:00	9
6:00	2	6:00	7
7:00	1	7:00	7
8:00	8	8:00	11
9:00	6	9:00	6
10:00	7	10:00	12
11:00	6	11:00	10

# WHERE



In 2009, Kidnapping occurred most frequently from someone's residence or home accounting for 55.2% of the offenses. The second most common offense location was the roadway or highway, accounting for 17.4%.