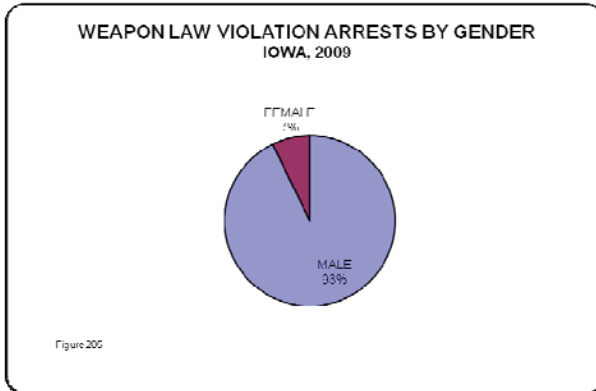
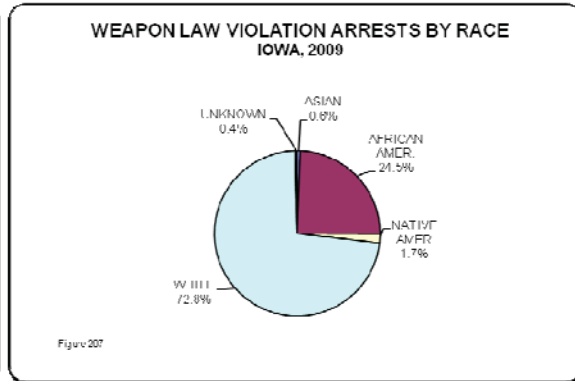
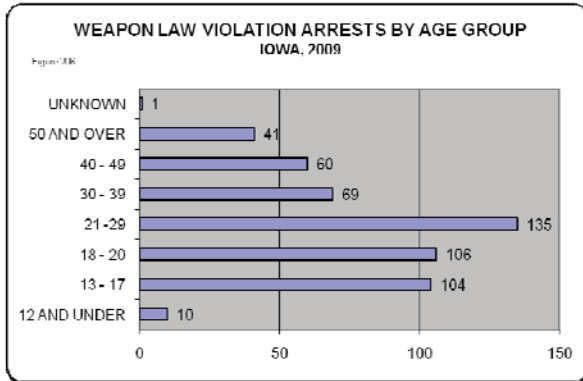


ARRESTS



Males accounted for 93% (488 offenders) of the recorded arrests in 2009, while females recorded 7% (38 offenders). White adult males were the most arrested group of persons, accounting for 54.1% of the total arrests, followed by African American adult males with 16.7%.



In 2009, the age group 21 - 29 (135 arrests) was the most often arrested for weapon law violations, accounting for 27.5% of the total number of arrests. Adults (412) accounted for 78.3% of the arrests while juveniles (114) recorded 21.7%. Among race, White individuals accounted for 72.8% of the arrests, followed by African Americans with 24.5%.

AGE GROUP	FEMALE		MALE				TOTAL	
	AFRICAN AMER	WHITE	ASIAN	AFRICAN AMER	NATIVE AMER	UNK		
<13				2			8	10
13 - 17	4	7		29	1	1	62	104
18 - 20	2	4		22	2		76	106
21 - 29	2	6	3	35	3		86	135
30 - 39		7		15	2		45	69
40 - 49	1	4		8	1		46	60
>49	1			8		1	31	41
UNK							1	1
TOTAL	10	28	3	119	9	2	355	526