



Iowa Missing Persons 2009 Annual Report

**Division of Criminal Investigation
1-800-346-5507**



<http://www.iowaonline.state.ia.us/mpic/>



INTRODUCTION

The statistical information used in this report is compiled from data entered into the Iowa On-Line Warrants and Articles (IOWA) computer system which is utilized by local law enforcement agencies for the exchange of information.

The initial report is filed with the law enforcement agency having jurisdiction over the case. When the report is received, identifying information regarding the missing person is entered into the IOWA computer database system by the law enforcement agency to assist in the location of the individual. Data gathered for use in this report is dependent on the information provided by the originating agency. Each report filed with the local agency is entered into the computer system as a separate case and therefore the numbers shown reflect cases (entries) as opposed to actual missing persons. The clearinghouse has made efforts to provide the most accurate information possible in order to aid in identifying those problems and issues concerning missing persons. Information is based on report filing and cancellation information as it is received by the local agencies. The clearinghouse has no way of identifying those missing persons who have not been entered into the IOWA computer system as missing.



TERMINOLOGY USED IN THIS REPORT

Missing Person

A person whose temporary or permanent residence is in Iowa, or is believed to be in Iowa, whose location has not been determined, and who has been reported as missing to a law enforcement agency and meets one of the following characteristics: is physically or mentally disabled; is missing under circumstances indicating that the missing person's safety may be in danger, is missing under circumstances indicating that the disappearance was not voluntary; or is an un-emancipated minor.

Un-emancipated Minor

A minor who has not married and who resides with a parent or other legal guardian.

INCIDENT TYPE LEGEND

I - INVOLUNTARY

A person of any age who is missing under circumstances indicating the disappearance was not voluntary (i.e. abduction or kidnapping).

E - ENDANGERED

A person of any age who is missing under circumstances indicating that his/her physical safety is in danger.

D - DISABILITY

A person of any age who is missing and under proven physical/mental disability or is senile, thereby subjecting himself/herself or others to personal and immediate danger.

V - CATASTROPHE

A person of any age who is missing after a catastrophe, (i.e., victims of disasters, such as tornadoes, etc.)

K - FAMILIAL KIDNAP

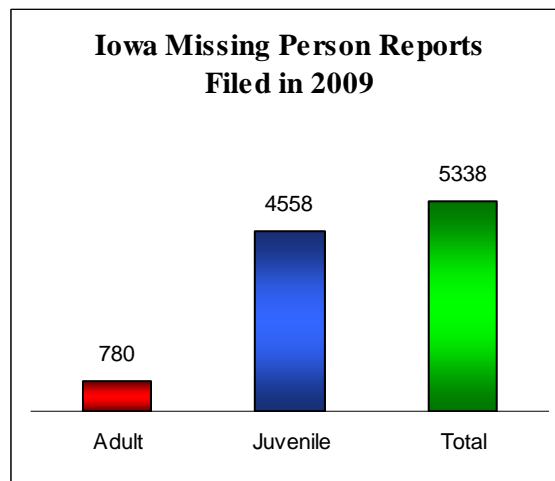
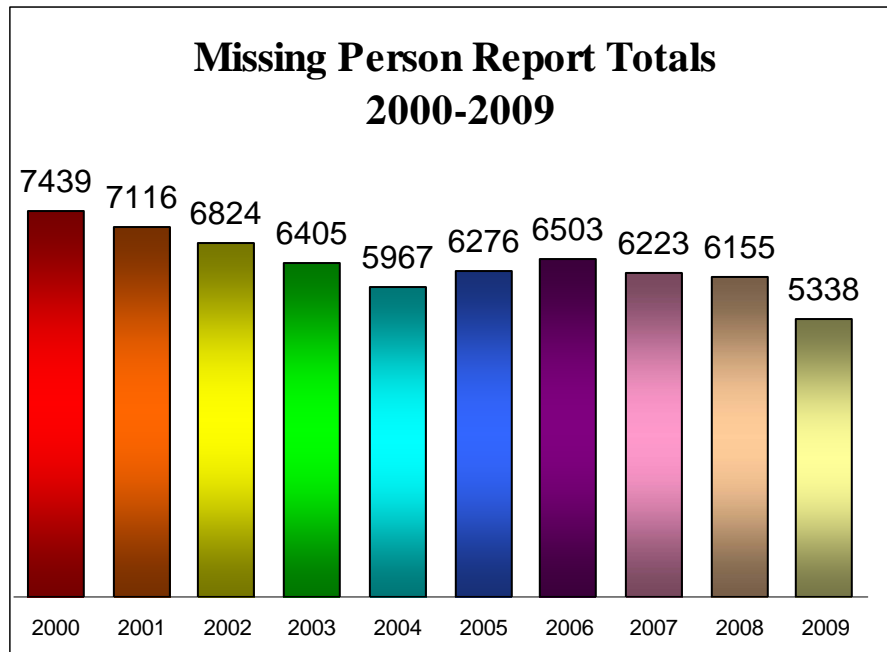
A minor who is missing and has been declared un-emancipated as defined by the laws of his/her state of residence and who has been abducted by non-custodial parent or relative.

L - LOST OR WANDERED AWAY

A minor who is lost or has wandered away. This category does not include those persons taken by force or runaways.

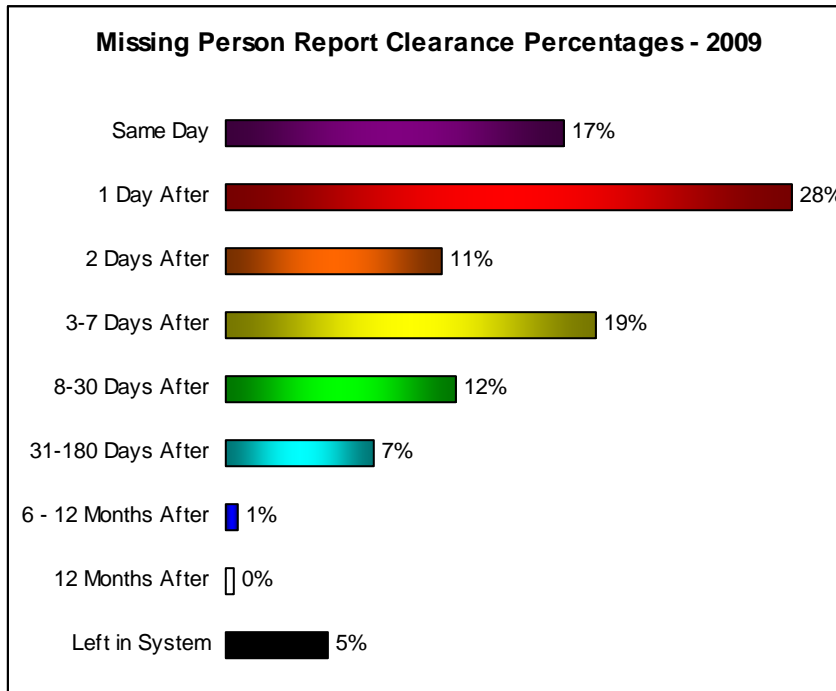
J - JUVENILE

A person who is missing and declared un-emancipated as defined by the laws of his/her state of residence and does not meet any of the entry criteria for Disability, Endangered, Involuntary, Parental Abduction, or Lost or Wandered Away.


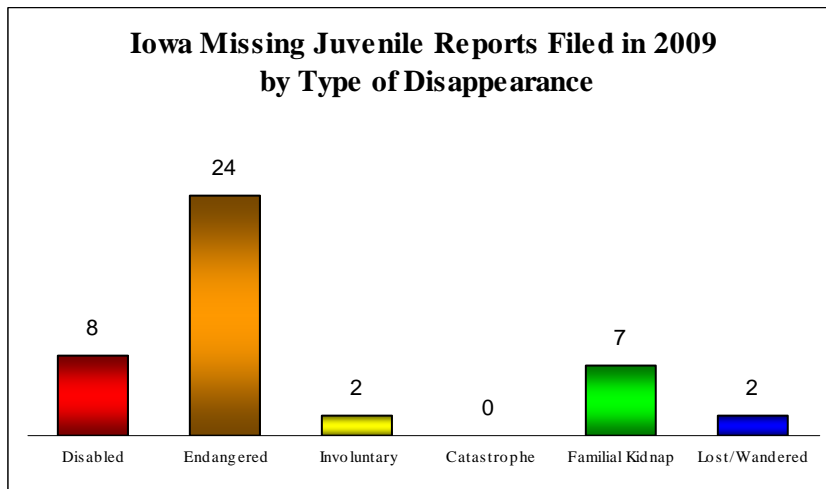
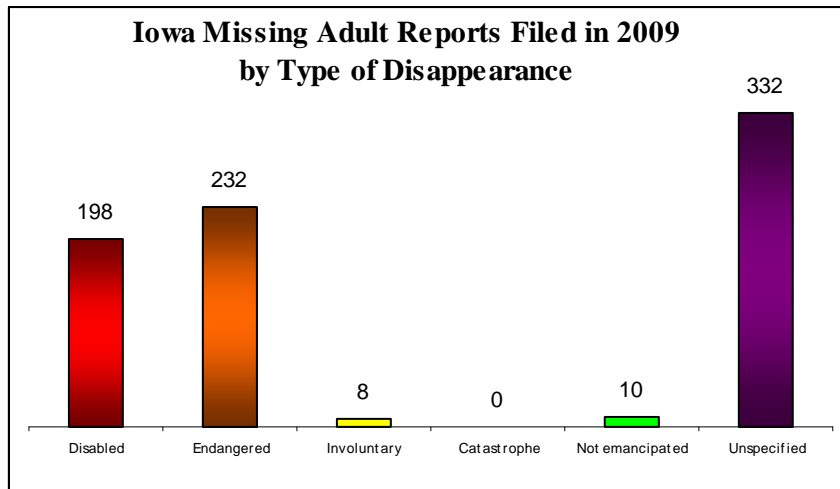


2009 statistics show adults account for approximately 14.6 percent of the total missing person reports filed. Yearly comparisons of adult percentages are shown in the table below:

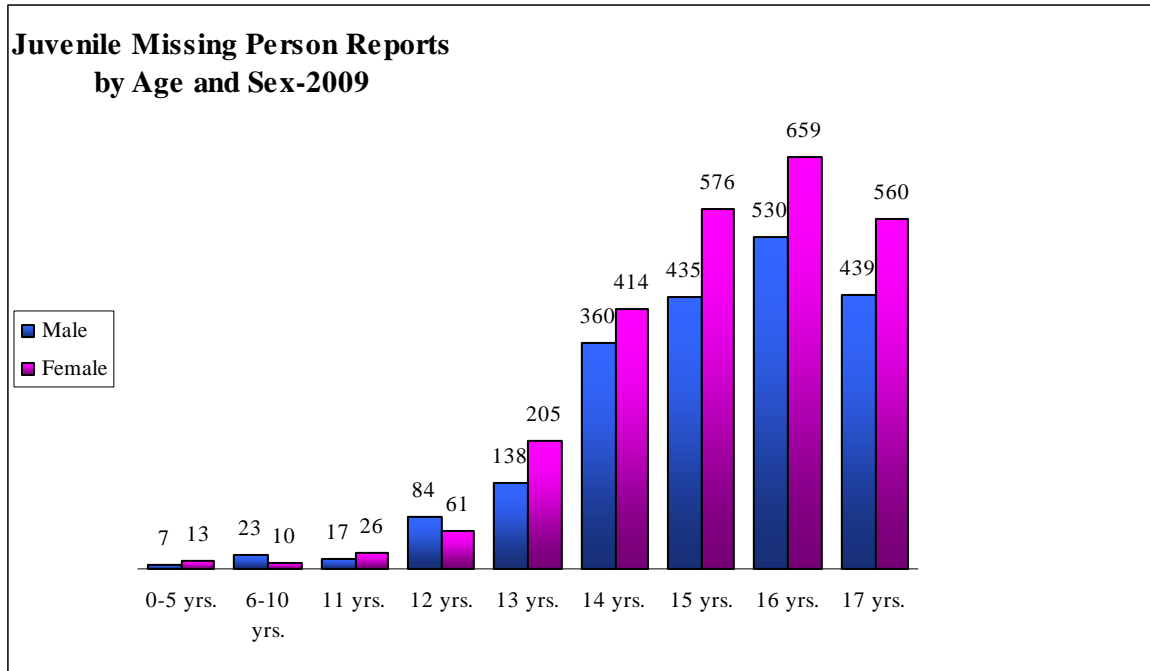
2001	2002	2003-2004	2005	2006	2007	2008	2009
14%	12%	13%	11%	10%	9%	12%	14.6%



Clearance statistics in 2009 show 75 percent of the missing person reports were cleared within one week. Within 30 days, 87 percent of the missing person reports were cleared. Five percent of the reported missing person cases remained open at the end of the year.



The Juvenile/Unspecified category accounted for 99 percent of all missing children cases reported in Iowa in 2009. This category is made up of primarily juvenile runaways. All other categories account for less than 1 percent of the total missing children.



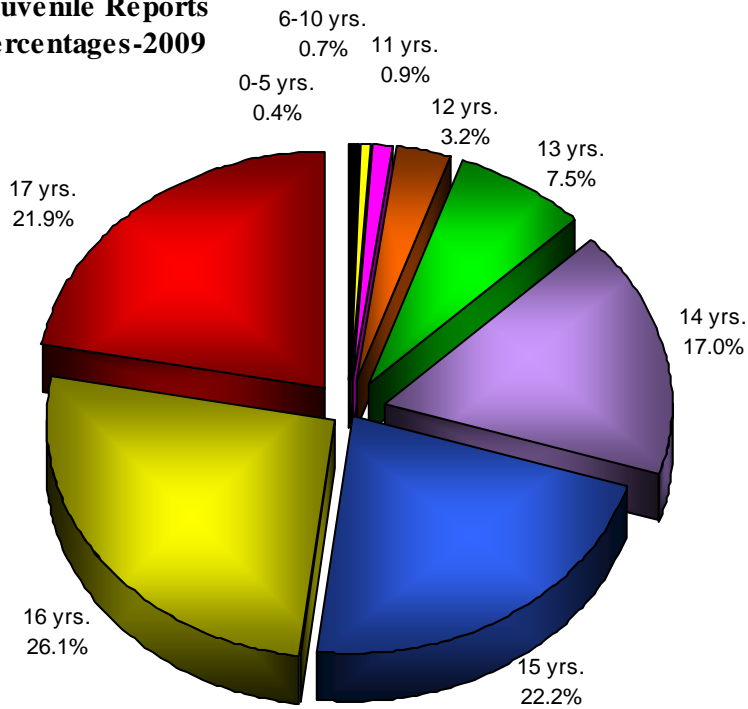
Statistics for 2009 show 55 percent of missing juvenile reports filed were female. Sixteen and seventeen year old males and females comprise 48 percent of the missing juvenile reports filed.

Juveniles by Number of Times Reported Missing in 2009

TRM	1	2	3	4	5	6	7	8	9	10	11	12	13	14	15+
Male	1273	172	45	20	13	11	1	2	1	1	0	0	2	0	0
Female	1469	255	63	19	14	5	4	4	3	1	0	1	3	1	1
Total	2742	427	108	39	27	16	5	6	4	2	0	1	5	1	1

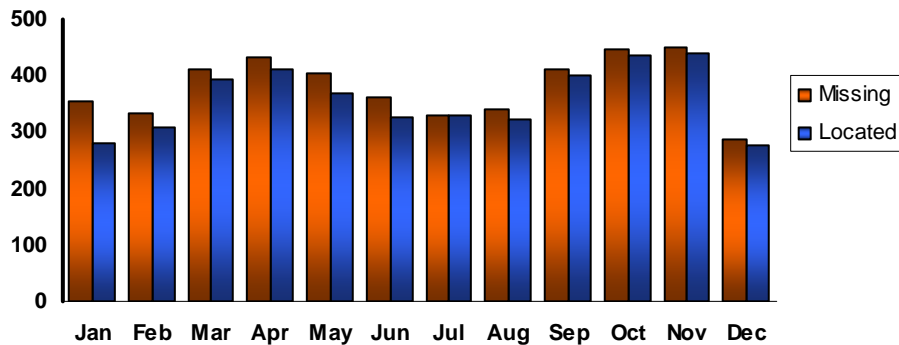
Often an individual will be reported missing more than one time. The chart above gives the number of times a juvenile was entered as missing; showing that 3,384 juveniles accounted for 4,558 missing juvenile reports.

Missing Juvenile Reports by Age Percentages-2009



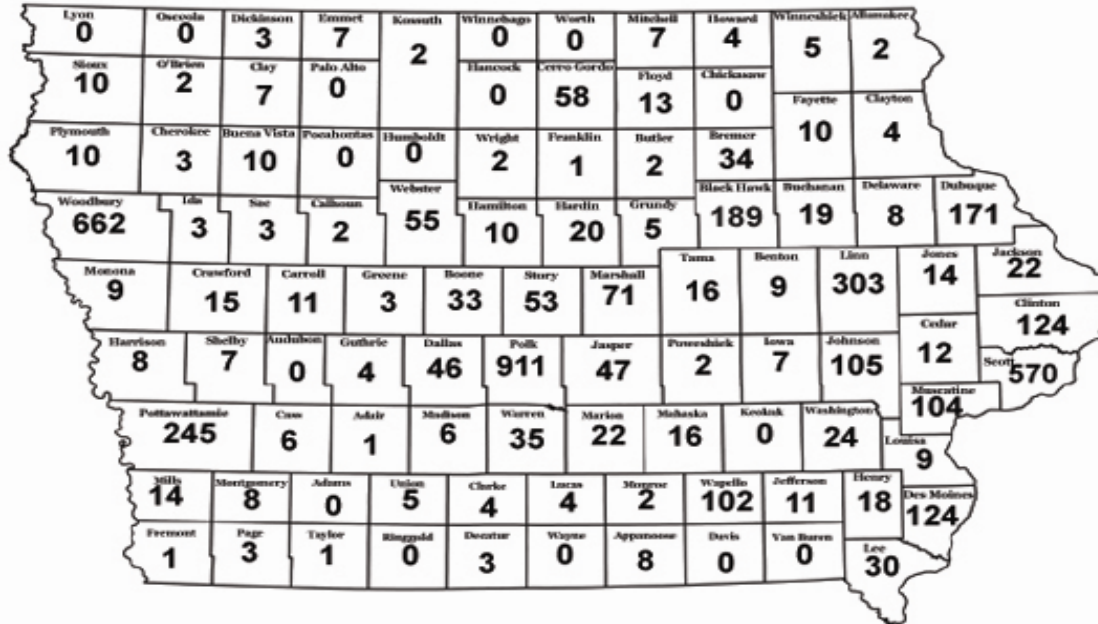
Teenagers, ages 13 – 17, make up 94.7 percent of the missing juvenile reports filed. This statistic emphasizes the fact that the majority of missing juvenile reports filed in the State of Iowa is classified as Juvenile/other.

Missing and Located Juvenile Report 2009



In past years, there has been a definite peak in the numbers of juveniles reported missing in the fall. This timing reflects the beginning of the school year when juveniles go back to a more structured environment after the summer vacation months.

Missing Juveniles 2009



The top five reporting counties of Polk, Woodbury, Scott, Linn and Pottawattamie make up 59 percent of the total juvenile missing person reports filed in the state of Iowa. These counties contain group homes for teens that contribute to the reports, as young people from rural counties residing in these homes were listed as runaways from the group home location.



2009 Facts of Interest Relating to Reported Missing Persons in Iowa

4,558 missing juvenile reports were filed.

780 missing adult cases were filed.

85.4 percent of reported missing person cases were juvenile cases with **14.6** percent being adult cases.

55 percent of all missing juvenile cases were female; **40** percent of all missing adult cases were female.

95 percent of reported missing person cases during the year were cleared by the end of the year.

99 percent of missing juvenile cases were classified as juvenile (runaway/other).

215 juveniles were reported missing 3 or more times.

November was the month with the highest number of missing juvenile reports filed (452).

More juvenile missing person reports were canceled in **November** than in any other month (441).

Polk County had the highest number of reported missing person cases. (1,132)

Highest numbers for adults reported missing were: Polk County with 221; Linn County with 77; Scott County with 59; Johnson County with 45 and Black Hawk County with 25.