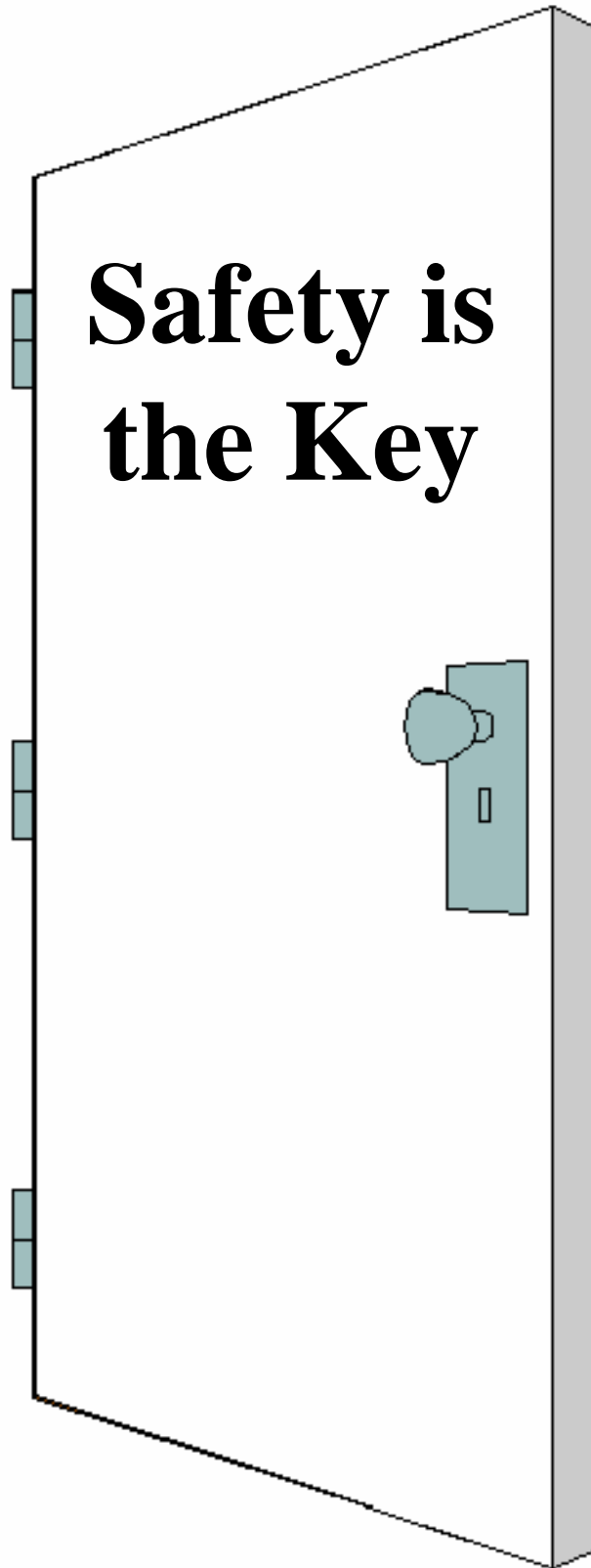





Safety is the Key



Abduction Prevention Coloring Book





Always tell your parents who you are going with and where you will be going.



**Play and walk with friends.
It is safer and much more fun!**




**Check with your parents first
before going into someone's house.**




**Never get into a car with
someone you don't know.**




**Don't accept money, candy or gifts
from someone you don't know.**



**If someone makes you feel unsafe,
run away from that person and tell
an adult who will listen to you.**



Know how to use the phone to dial for help.



If you need help, remember that a law enforcement officer is your friend.

CAN YOU FILL IN THE BLANKS?



My full name is _____.

My friends call me _____.

I am _____ years old.

My birthday is _____.

My Mom's name is _____.

My Dad's name is _____.

I live at _____.

The name of my town is _____.

The name of the state I live in is _____.

My telephone number is _____.

In an emergency, I dial _____ on the phone.

Key Information for Parents



As a parent you should . . .

- . . . provide a positive environment for your child and build up his/her self-esteem by praising him/her for his/her accomplishments. A positive self image will aid your child in the learning process as well as give him/her the confidence he/she needs to handle difficult situations.
- . . . keep the lines of communication open with your child. Encourage your child to always tell you where he/she is going, who he/she will be with and to “check in” with you often. Get to know your child’s friends - learn their first and last names, their telephone numbers and the names of their parents.
- . . . encourage your child to tell you if someone makes them feel uncomfortable or is bothering him/her in any way. Encourage him/her to tell you if someone offers them candy, money or a gift, wants to take his/her picture or asks to keep a secret.
- . . . know that you should never prominently display your child’s name on school bags, clothing or personal belongings. This allows total strangers to gain the child’s confidence by using his/her name, making the child feel like the individual actually “knows” him/her .
- . . . encourage your child to play with other children in places where people can see them.
- . . . teach your child to never get into a car without your permission.
- . . . teach your child to never go into someone’s home without your permission.
- . . . teach your child his/her full name, address and complete phone number with area code. Make sure he/she also knows his/her parent(s) full name.
- . . . teach your child how to use the telephone and how to call the 911 emergency number.
- . . . not allow your child to go off on his/her own in public areas. If your child should get lost, encourage him/her to go to an area where there are a lot of people to ask for help.
- . . . teach your child that a police officer is their friend and they can go to a police officer for help.
- . . . know that there is no time frame placed on when a child can be reported missing. By federal law, a law enforcement agency is required to immediately investigate a missing child report and to immediately enter that child’s name and identifying information into NCIC (the FBI computer).
- . . . contact **1-800-346-5507** for assistance in filing a missing child report



**This Public Service Information
Courtesy of**



**Division of Criminal Investigation
DPS Building, 215 E 7th St.
Des Moines, Iowa 50319
515-725-6036
515-725-6020 FAX
e-mail: mpicinfo@dps.state.ia
www.iowaonline.state.ia.us/mpic/**

1-800-346-5507