



# **Iowa Missing Persons 2005 Annual Report**

**Division of Criminal Investigation  
2006 South Ankeny Blvd.  
Conference Center Building 7  
1-800-346-5507**



[www.iowaonline.state.ia.us/mpic/](http://www.iowaonline.state.ia.us/mpic/)

Jeanie Dowd, Program Planner II



## INTRODUCTION

The statistical information used in this report is compiled from data entered into the Iowa On-Line Warrants and Articles (IOWA) computer system which is utilized by local law enforcement agencies for the exchange of information.

The initial report is filed with the law enforcement agency having jurisdiction over the case. When the report is received, identifying information regarding the missing person is entered into the IOWA computer database system by the law enforcement agency to assist in the location of the individual. Data gathered for use in this report is dependent on the information provided by the originating agency. Each report filed with the local agency is entered into the computer system as a separate case and therefore the numbers shown reflect cases (entries) as opposed to actual missing persons. The clearinghouse has made efforts to provide the most accurate information possible in order to aid in identifying those problems and issues concerning missing persons. Information is based on report filing and cancellation information as it is received by the local agencies. The clearinghouse has no way of identifying those missing persons who have not been entered into the IOWA computer system as missing.



## TERMINOLOGY USED IN THIS REPORT

### **Missing Person**

A person whose temporary or permanent residence is in Iowa, or is believed to be in Iowa, whose location has not been determined, and who has been reported as missing to a law enforcement agency and meets one of the following characteristics: is physically or mentally disabled; is missing under circumstances indicating that the missing person's safety may be in danger, is missing under circumstances indicating that the disappearance was not voluntary; or is an un-emancipated minor.

### **Un-emancipated Minor**

A minor who has not married and who resides with a parent or other legal guardian.

## INCIDENT TYPE LEGEND

### **I - INVOLUNTARY**

A person of any age who is missing under circumstances indicating the disappearance was not voluntary (i.e. abduction or kidnapping).

### **E - ENDANGERED**

A person of any age who is missing under circumstances indicating that his/her physical safety is in danger.

### **D - DISABILITY**

A person of any age who is missing and under proven physical/mental disability or is senile, thereby subjecting himself/herself or others to personal and immediate danger.

### **V - CATASTROPHE**

A person of any age who is missing after a catastrophe, (i.e., victims of disasters, such as tornadoes, etc.)

### **K - FAMILIAL KIDNAP**

A minor who is missing and has been declared unemancipated as defined by the laws of his/her state of residence and who has been abducted by non-custodial parent or relative.

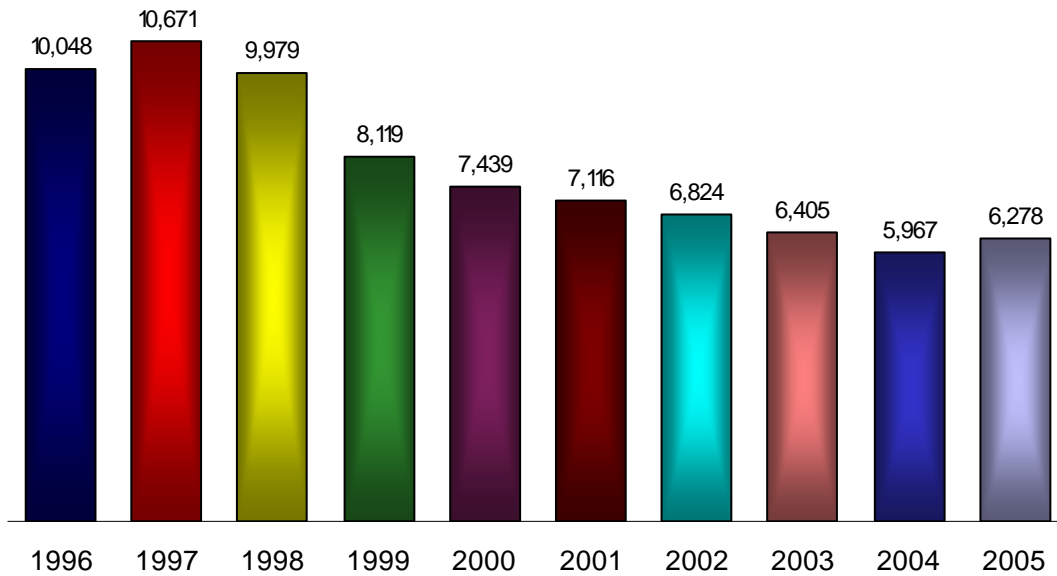
### **L - LOST OR WANDERED AWAY**

A minor who is lost or has wandered away. This category does not include those persons taken by force or runaways.

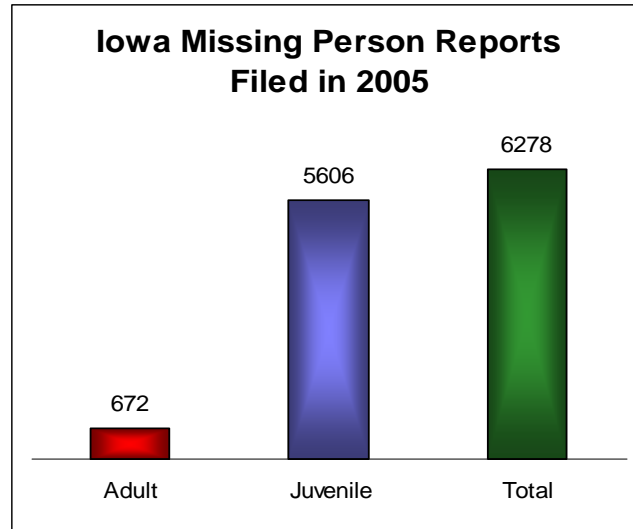
### **J - JUVENILE**

A person who is missing and declared un-emancipated as defined by the laws of his/her state of residence and does not meet any of the entry criteria for Disability, Endangered, Involuntary, Parental Abduction, or Lost or Wandered Away.

## Missing Person Report Totals 1996-2005

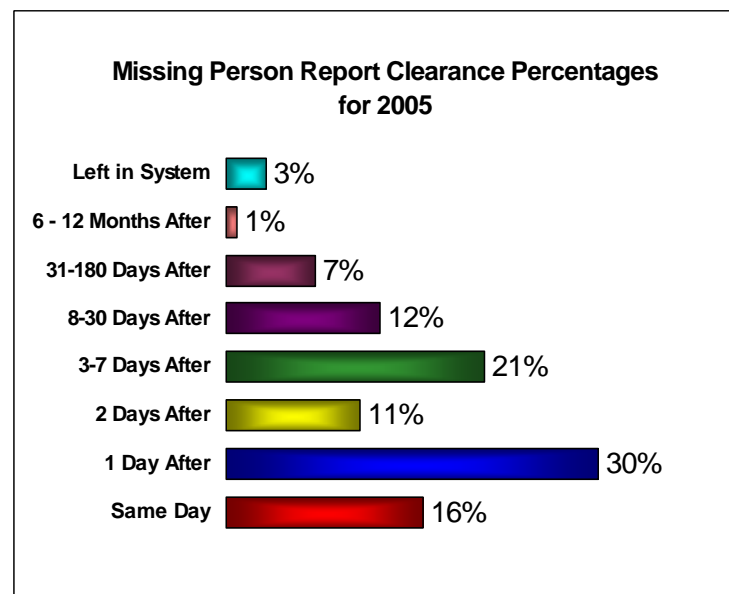


There were 6,276 missing person reports filed in 2005. This is the first increase in the number of reports filed since 1997.

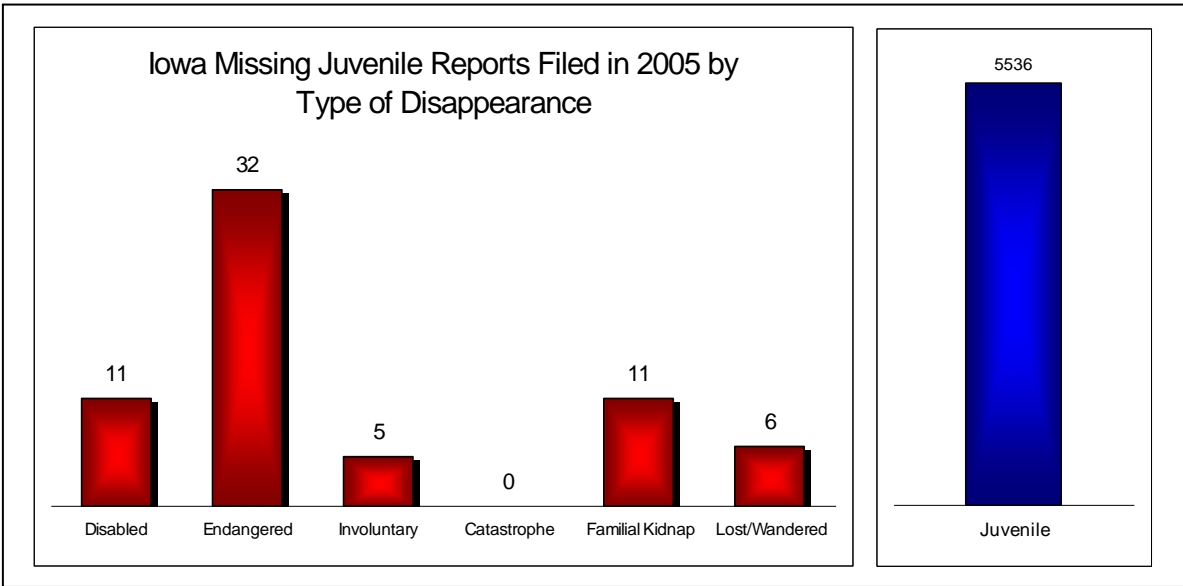


2005 statistics show adults account for almost 11 per cent of the total missing person reports filed. Yearly comparisons of adult percentages are shown in the table below:

1989-1994	1995-1997	1998	1999-2000	2001	2002	2003-2004	2005
9%	10%	11%	12%	14%	12%	13%	11%

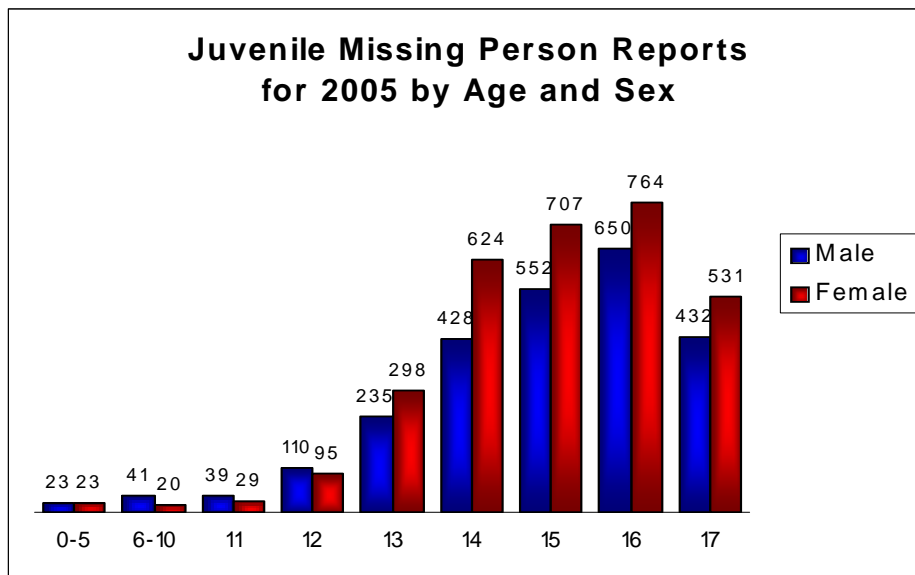


Clearance statistics in 2005 show 78 per cent of the missing person reports were cleared within one week. Within 30 days, 90 per cent of the missing person reports were cleared. Three per cent of the reported missing person cases remained open at the end of the year.

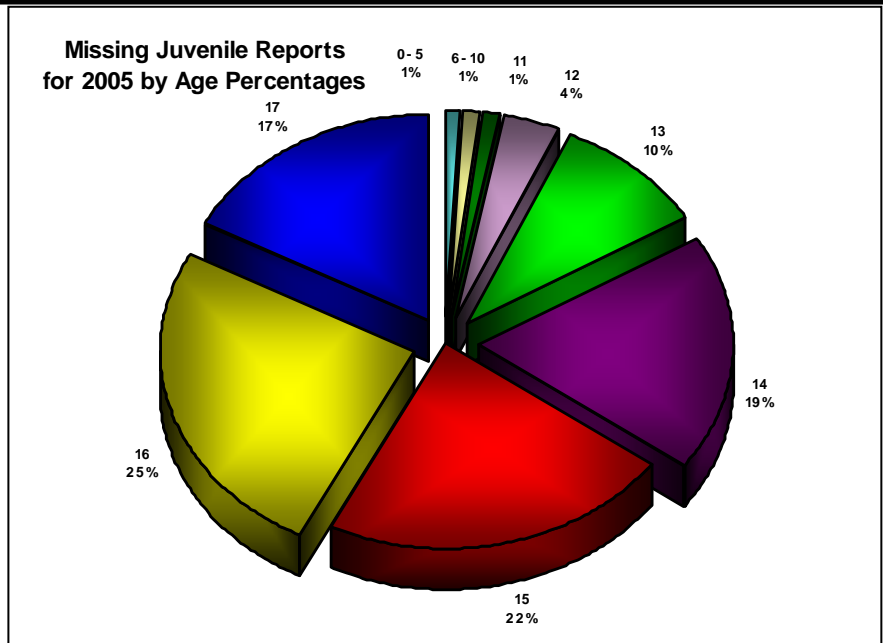


The juvenile/other category accounted for 98.8 per cent of all missing children cases reported in the state of Iowa in 2005. This category is made up of primarily juvenile runaways. All other categories account for just over 1 per cent of the total missing children. Prior year statistics for the juvenile/other category are shown below:

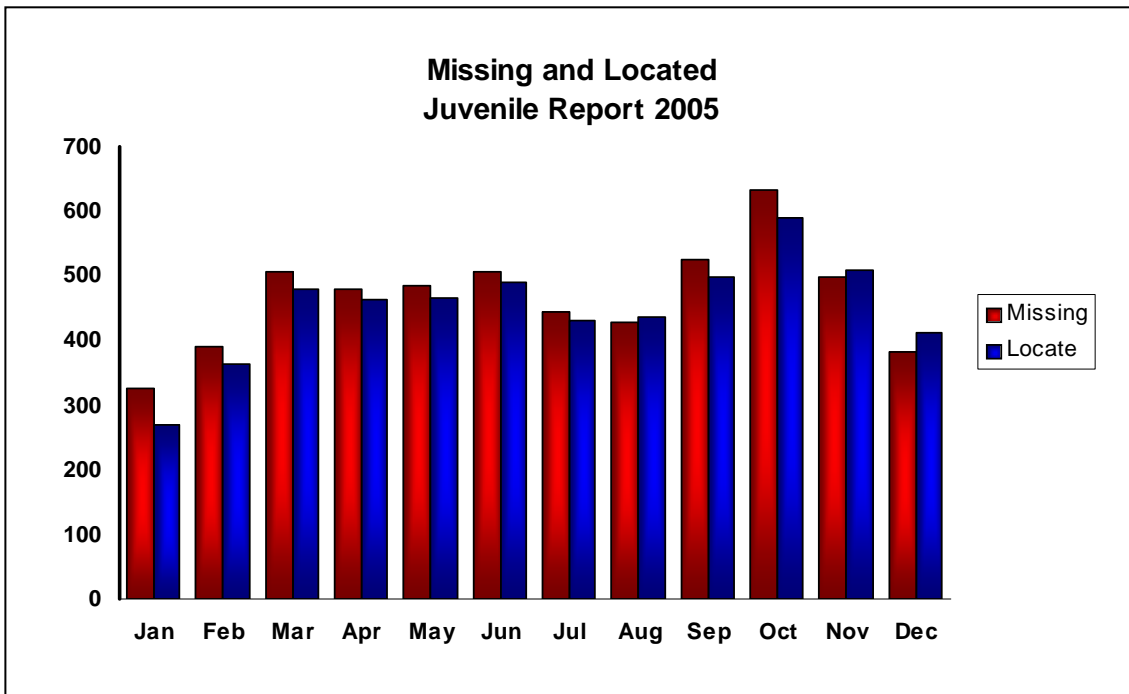
1990 – 2000	2001	2002	2003	2004
99%	98%	98.6%	98.4	99%



Statistics for 2005 show that 55 per cent of missing juvenile reports filed were female. Sixteen year old males and females make up 25 per cent of the missing juvenile reports filed.



Teenagers, ages 13 – 17, make up 93 per cent of the missing juvenile reports filed. This statistic emphasizes the fact that the majority of missing juvenile reports that are filed in the State of Iowa are classified as juvenile/other.

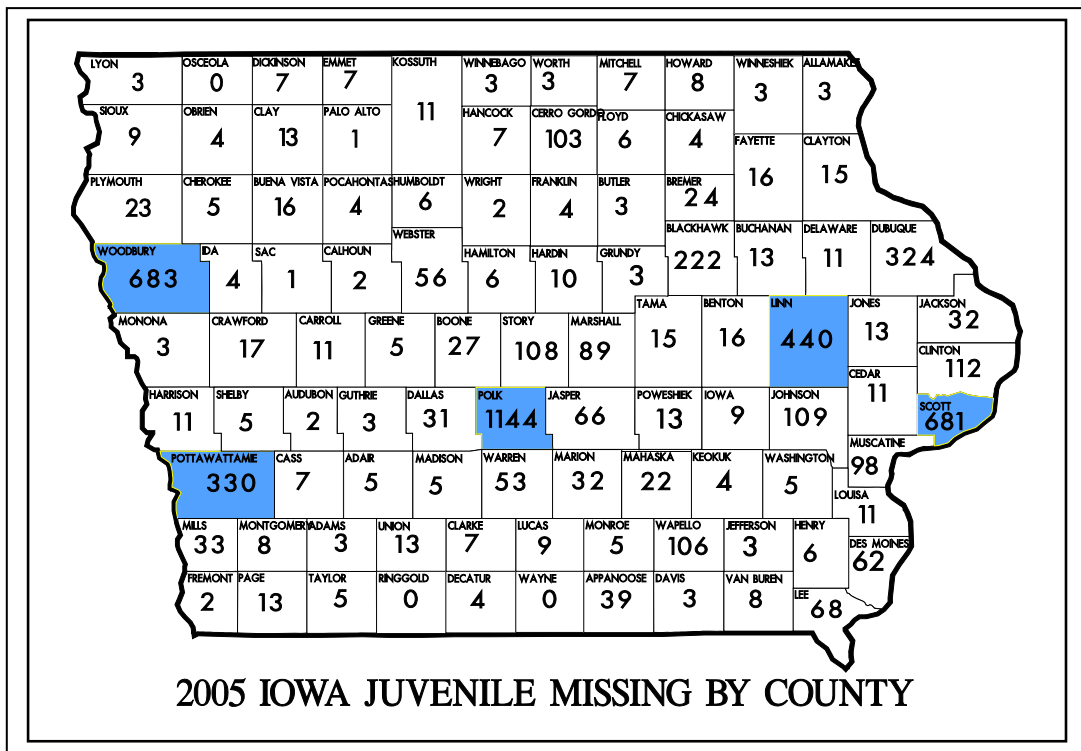


In past years there has been a definite peak in the numbers of juveniles reported missing in the spring and the fall. For the second year, statistics show a peak only in the fall months. This timing reflects the beginning of the school year when juveniles go back to a more structured environment after the summer vacation months.

### Juveniles by Number of Times Reported Missing in 2005

TRM	1	2	3	4	5	6	7	8	9	10	11	12	13	14	15
	133														
Male	9	274	58	29	25	8	4	4	4	0	2	1	0	0	2
Female	6	305	82	49	26	11	2	2	3	2	1	0	1	0	0
Total	5	579	140	78	51	19	6	6	7	2	3	1	1	0	2

Often an individual will be reported missing more than one time. The chart above gives the number of times a juvenile was entered as missing; showing that 3,970 juveniles accounted for 5,599 missing juvenile reports.



The top five reporting counties of Linn, Polk, Pottawattamie, Scott, and Woodbury make up 58 per cent of the total missing person reports filed in the state of Iowa. These counties contain group homes for teens that contribute to the reports, as young people from rural counties residing in these homes were listed as runaways from the group home location.



## **2005 Facts of Interest Relating to Reported Missing Persons in Iowa**

**4,616** individuals were reported as missing accounting for **6,278** missing person cases.

**5,606** missing juvenile reports were filed.

**672** missing adult cases were filed.

**89** per cent of reported missing person cases are juvenile cases with **11** per cent being adult cases.

**54** per cent of all missing person cases were female; **46** per cent male.

**55** per cent of all missing juvenile cases were female; **43** per cent of all missing adult cases were female.

**97** per cent of reported missing person cases during the year were cleared by the end of the year.

**99** per cent of missing juvenile cases was classified as juvenile (runaway/other).

More adults remain on the active missing person list for longer than a year, than do juveniles.

**176** juveniles were reported missing more than 3 times.

**October** was the month with the highest number of missing juvenile reports filed (637).

More juvenile missing person reports were canceled in **October** than in any other month.

**Polk** County had the highest number of reported missing person cases. (1323)

**81** per cent of reported missing cases were White, **14** per cent Black, **2** per cent Asian, **2** per cent Native American and **1** per cent unknown race.